9051 Mira Mesa Blvd, #910094
San Diego, CA 92191
Tel: 760-390-3989

Cyclooxygenase 1 Rabbit mAb

ABZ2902

Product Overview

Name	Cyclooxygenase 1 Rabbit mAb
Accession(Primary)	P23219
Host Species	Rabbit
Clonality	Monoclonal
Isotype	IgG
Species Reactivity	Human, Mouse, Rat
Calculated MW	Calculated MW: 69 kDa; Observed MW: 69 kDa
Recommended Dilution	WB-1:1000-1:5000; IHC-P-1:100-1:200; ICC/IF-1:50-1:100; FC-1:10-1:100; IP-1:10-1:100

Target information (P23219)

Gene Name	PTGS1
About Gene Symbol	PTGS1 (Prostaglandin-Endoperoxide Synthase 1) is a biosynthetic enzyme involved in cellular metabolism. It is an important research target in metabolic disease, cancer metabolism, and drug discovery and is widely studied to elucidate cellular mechanisms and identify therapeutic targets.

9051 Mira Mesa Blvd, #910094
San Diego, CA 92191
Tel: 760-390-3989



Western blot analysis of COX1/Cyclooxygenase 1 in U937, EAhy lysates using Cyclooxygenase 1 antibody.

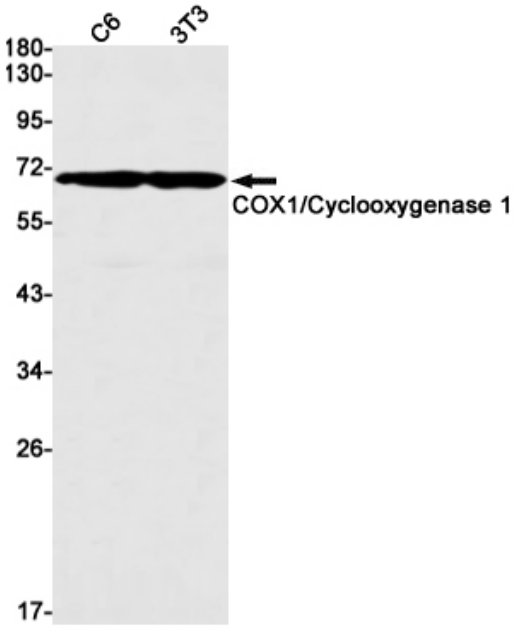

Western blot analysis of COX1/Cyclooxygenase 1 in C6, 3T3 lysates using COX1/Cyclooxygenase 1 antibody.

9051 Mira Mesa Blvd, #910094
San Diego, CA 92191
Tel: 760-390-3989

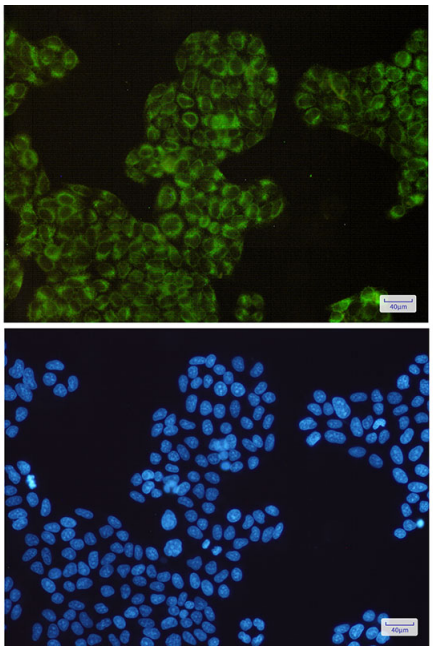

Immunocytochemistry analysis of COX1/Cyclooxygenase 1(green) in Hela using COX1/Cyclooxygenase 1 antibody,and DAPI(blue)

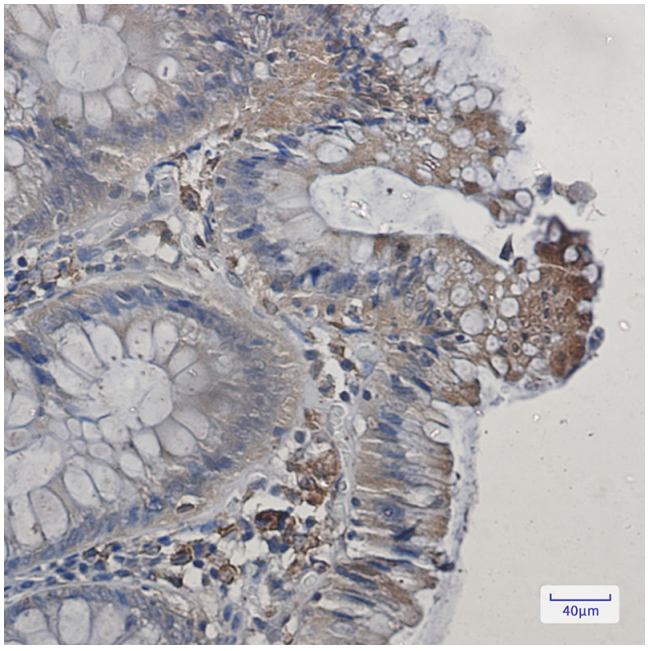

Immunohistochemistry analysis of paraffin-embedded Human colon cancer using COX1/Cyclooxygenase 1 antibody.High-pressure and temperature Sodium Citrate pH 6.0 was used for antigen retrieval.