9051 Mira Mesa Blvd, #910094
San Diego, CA 92191
Tel: 760-390-3989

# Cyclin A2 Rabbit mAb

ABZ2909

## Product Overview

| | |
|---|---|
| **Name** | Cyclin A2 Rabbit mAb |
| **Accession(Primary)** | P20248 |
| **Host Species** | Rabbit |
| **Clonality** | Monoclonal |
| **Isotype** | IgG |
| **Species Reactivity** | Human, Mouse |
| **Calculated MW** | Calculated MW: 49 kDa; Observed MW: 49 kDa |
| **Recommended Dilution** | WB-1:1000-1:5000; IHC-P-1:200-1:500; ICC/IF-1:100-1:200; IP-1:20-1:50 |

## Target information (P20248)

| | |
|---|---|
| **Gene Name** | CCNA2 |
| **About Gene Symbol** | CCNA2 (Cyclin A2) is a protein kinase and signaling regulator involved in cell cycle regulation. It is an important research target in cancer, cell signaling, and therapeutic target research and is widely studied to elucidate cellular mechanisms and identify therapeutic targets. |

9051 Mira Mesa Blvd, #910094
San Diego, CA 92191
Tel: 760-390-3989

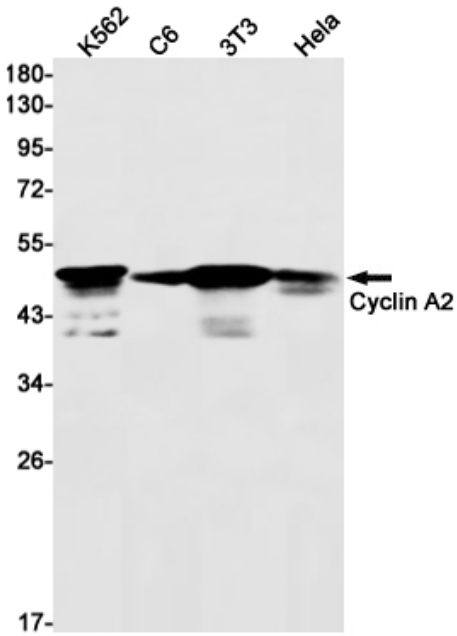


Western blot analysis of Cyclin A2 in K562, C6, 3T3, Hela lysates using Cyclin A2 antibody.

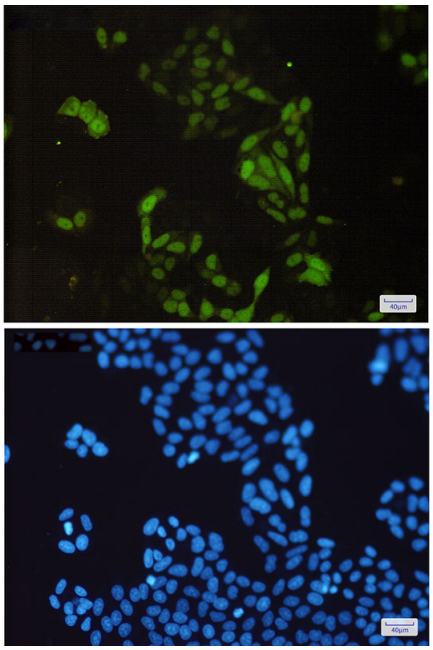

Immunocytochemistry analysis of Cyclin A2(green) in Hela using Cyclin A2 antibody,and DAPI(blue)

9051 Mira Mesa Blvd, #910094
San Diego, CA 92191
Tel: 760-390-3989

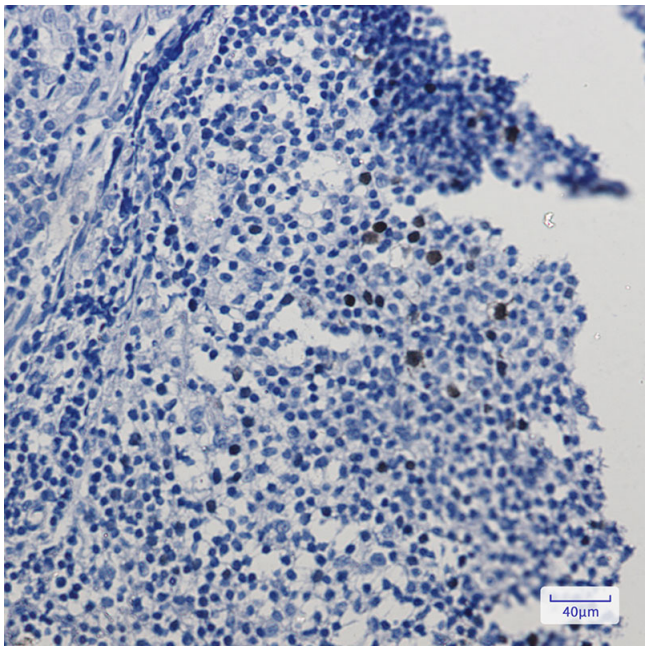


Immunohistochemistry analysis of paraffin-embedded Human tonsil using Cyclin A2 antibody. High-pressure and temperature Sodium Citrate pH 6.0 was used for antigen retrieval.