9051 Mira Mesa Blvd, #910094
San Diego, CA 92191
Tel: 760-390-3989

Cytochrome P450 17A1/CYP17A1 Rabbit mAb

ABZ2913

Product Overview

Name	Cytochrome P450 17A1/CYP17A1 Rabbit mAb
Accession(Primary)	P05093
Host Species	Rabbit
Clonality	Monoclonal
Isotype	IgG
Species Reactivity	Human, Mouse, Rat
Calculated MW	Calculated MW: 57 kDa; Observed MW: 57 kDa
Recommended Dilution	WB-1:1000-1:5000; IHC:1:20; ICC/IF-1:20; FC-1:20; IP-1:20

Target information (P05093)

Gene Name	CYP17A1
About Gene Symbol	

9051 Mira Mesa Blvd, #910094
San Diego, CA 92191
Tel: 760-390-3989

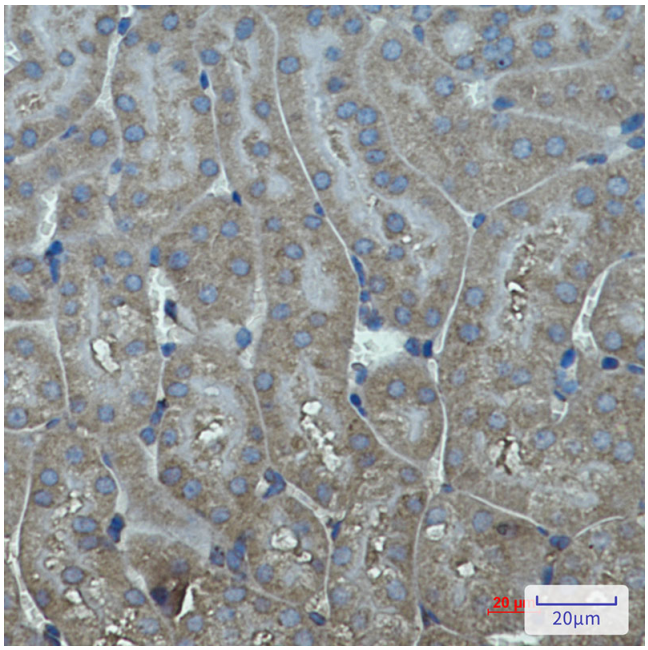

Immunohistochemistry analysis of paraffin-embedded mouse kidney using Cytochrome P450 17A1 antibody.High-pressure and temperature Sodium Citrate pH 6.0 was used for antigen retrieval.

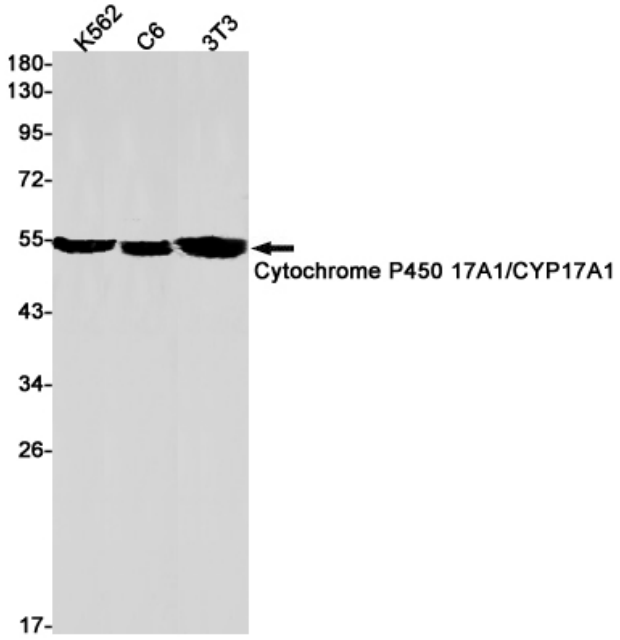

Western blot analysis of Cytochrome P450 17A1/CYP17A1 in K562, C6, 3T3 lysates using Cytochrome P450 17A1/CYP17A1 antibody.

9051 Mira Mesa Blvd, #910094
San Diego, CA 92191
Tel: 760-390-3989

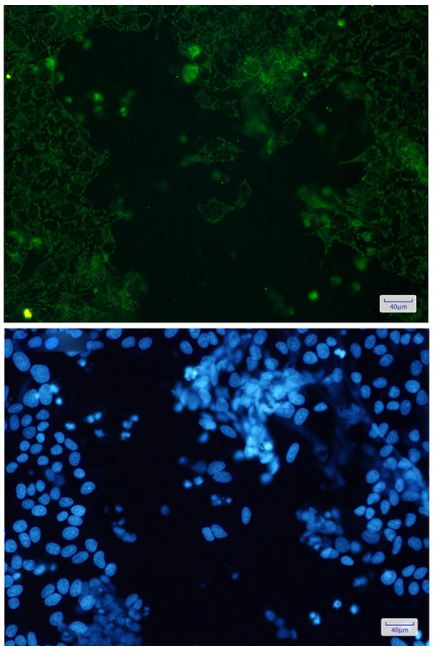

Immunocytochemistry analysis of Cytochrome P450 17A1(green) in Hela cells using Cytochrome P450 17A1 antibody,and DAPI(blue)