9051 Mira Mesa Blvd, #910094
San Diego, CA 92191
Tel: 760-390-3989

FH/Fumarase Rabbit mAb

ABZ2953

Product Overview

Name	FH/Fumarase Rabbit mAb
Accession(Primary)	P07954
Host Species	Rabbit
Clonality	Monoclonal
Isotype	IgG
Species Reactivity	Human, Mouse, Rat
Calculated MW	Calculated MW: 55 kDa; Observed MW: 49 kDa
Recommended Dilution	WB-1:500-1:1000; IHC-P-1:200-1:2000; ICC/IF-1:500-1:1000; FC-1:200-1:500; IP-1:20-1:50

Target information (P07954)

Gene Name	FH
About Gene Symbol	FH (FumaRate HydRatase) is a metabolic enzyme involved in cellular metabolism. It is an important research target in metabolic disease, cancer metabolism, and drug discovery and is widely studied to elucidate cellular mechanisms and identify therapeutic targets.

9051 Mira Mesa Blvd, #910094
San Diego, CA 92191
Tel: 760-390-3989



Western blot analysis of FH/Fumarase in 3T3, Raw264.7 lysates using FH antibody.

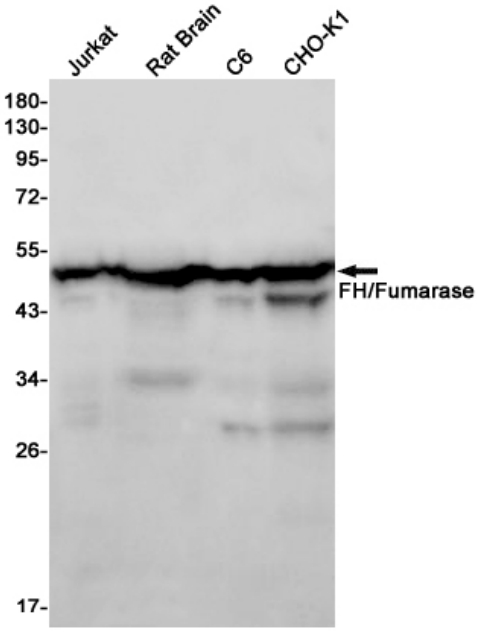

Western blot analysis of FH/Fumarase in Jurkat, rat Brain, C6, CHO-K1 lysates using FH/Fumarase antibody.

9051 Mira Mesa Blvd, #910094
San Diego, CA 92191
Tel: 760-390-3989

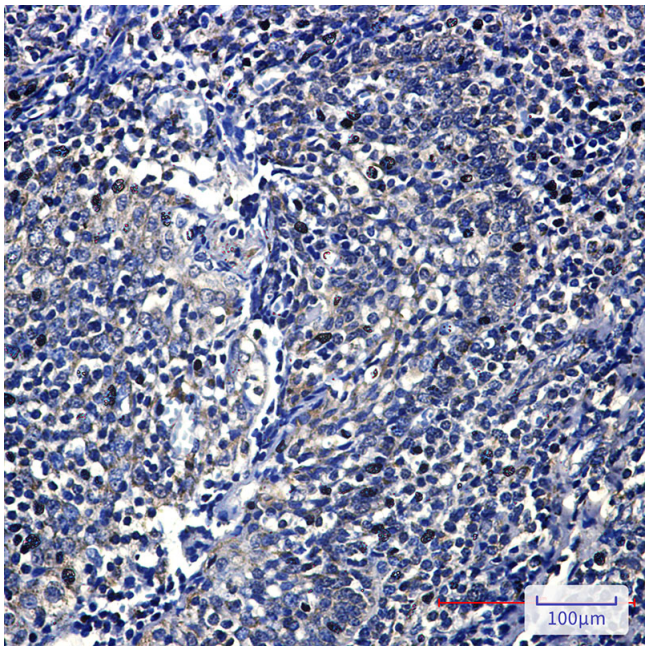

Immunohistochemistry analysis of paraffin-embedded Human tonsil using FH antibody. High-pressure and temperature Sodium Citrate pH 6.0 was used for antigen retrieval.

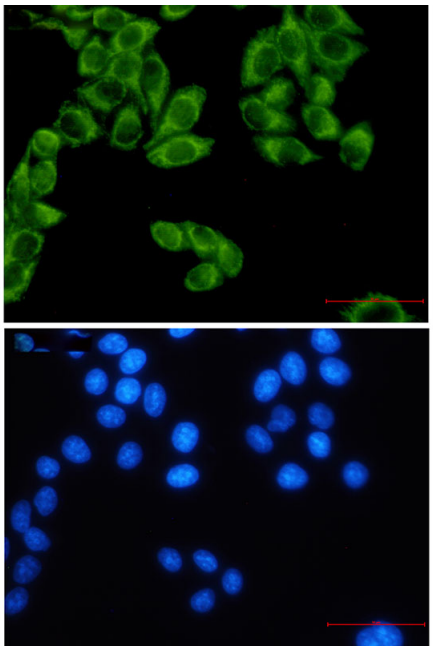

Immunocytochemistry analysis of FH (green) in Hela using FH antibody,and DAPI(blue).