9051 Mira Mesa Blvd, #910094
San Diego, CA 92191
Tel: 760-390-3989

IRF1 Rabbit mAb

ABZ3021

Product Overview

Name	IRF1 Rabbit mAb
Accession(Primary)	P10914
Host Species	Rabbit
Clonality	Monoclonal
Isotype	IgG
Species Reactivity	Human, Mouse, Rat
Calculated MW	Calculated MW: 37 kDa; Observed MW: 48 kDa
Recommended Dilution	WB-1:500-1:2000; IHC-1:50-1:200; ICC/IF-1:200-1:500; FC-1:100-1:200; IP-1:50-1:100

Target information (P10914)

Gene Name	IRF1
About Gene Symbol	

9051 Mira Mesa Blvd, #910094
San Diego, CA 92191
Tel: 760-390-3989

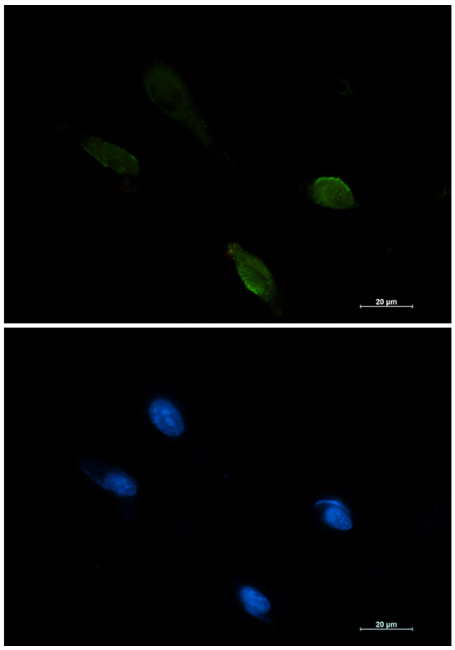

Immunocytochemistry analysis of IRF1 (green) in U87-MG using IRF1 antibody,and DAPI(blue).

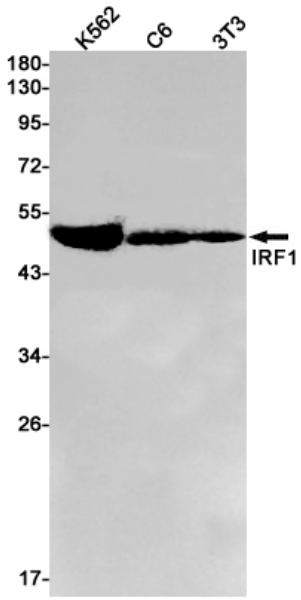

Western blot analysis of IRF1 in K562, C6, 3T3 lysates using IRF1 antibody.

9051 Mira Mesa Blvd, #910094
San Diego, CA 92191
Tel: 760-390-3989

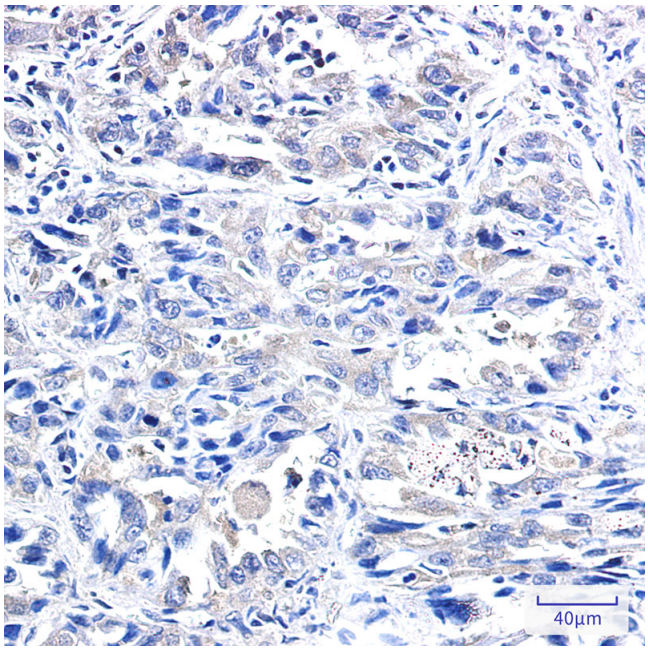

Immunohistochemistry analysis of paraffin-embedded Human lung cancer tissue using IRF1 antibody. High-pressure and temperature Sodium Citrate pH 6.0 was used for antigen retrieval.