9051 Mira Mesa Blvd, #910094
San Diego, CA 92191
Tel: 760-390-3989

Synaptophysin Rabbit mAb

ABZ3181

Product Overview

Name	Synaptophysin Rabbit mAb
Accession(Primary)	P08247
Host Species	Rabbit
Clonality	Monoclonal
Isotype	IgG
Species Reactivity	Human, Mouse, Rat
Calculated MW	Calculated MW: 34 kDa; Observed MW: 38 kDa
Recommended Dilution	WB-1:1000-1:5000; IHC:1:20; ICC/IF-1:20

Target information (P08247)

Gene Name SYP

About Gene Symbol

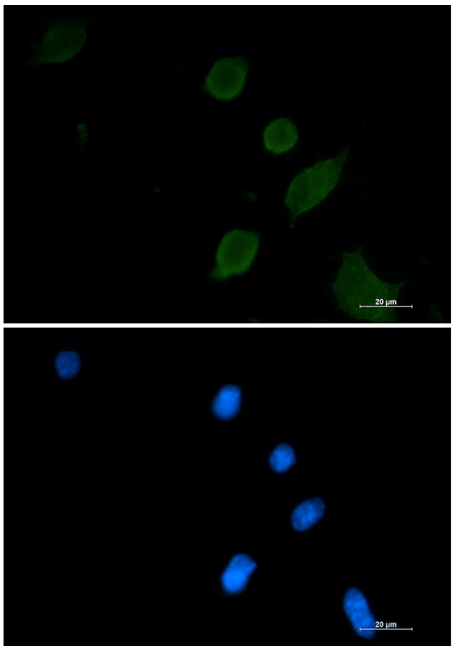

Immunocytochemistry analysis of Synaptophysin (green) in 3T3 using Synaptophysin antibody,and DAPI(blue).

9051 Mira Mesa Blvd, #910094
San Diego, CA 92191
Tel: 760-390-3989

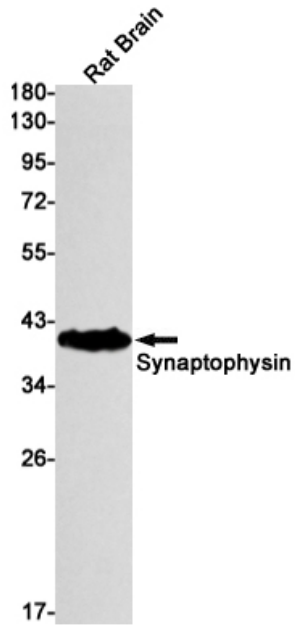

Western blot analysis of Synaptophysin in rat Brain lysates using Synaptophysin antibody.

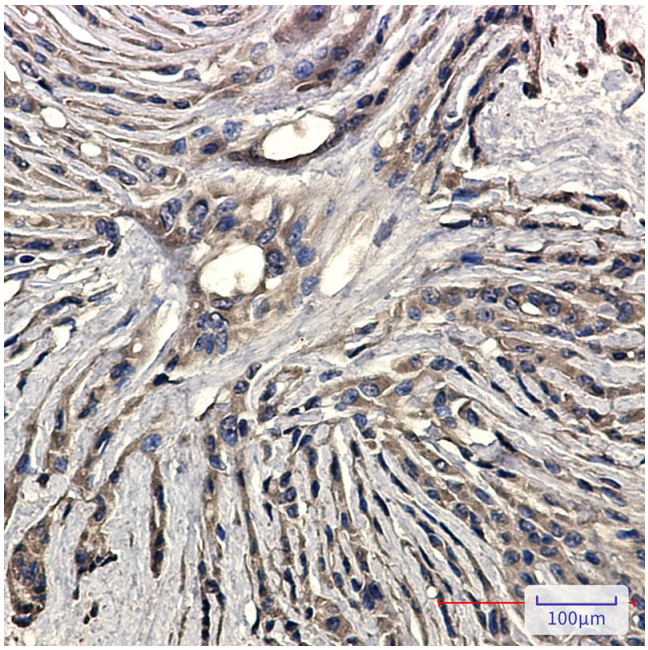

Immunohistochemistry analysis of paraffin-embedded Human Brain using Synaptophysin antibody. High-pressure and temperature Sodium Citrate pH 6.0 was used for antigen retrieval.