9051 Mira Mesa Blvd, #910094
San Diego, CA 92191
Tel: 760-390-3989

Topoisomerase I Rabbit mAb

ABZ3204

Product Overview

Name	Topoisomerase I Rabbit mAb
Accession(Primary)	P11387
Host Species	Rabbit
Clonality	Monoclonal
Isotype	IgG
Species Reactivity	Human, Mouse, Rat
Calculated MW	Calculated MW: 91 kDa; Observed MW: 91 kDa
Recommended Dilution	WB-1:1000-1:5000; IHC-P-1:100-1:200; ICC/IF-1:200-1:500; FC-1:10-1:100

Target information (P11387)

Gene Name	TOP1
About Gene Symbol	

9051 Mira Mesa Blvd, #910094
San Diego, CA 92191
Tel: 760-390-3989

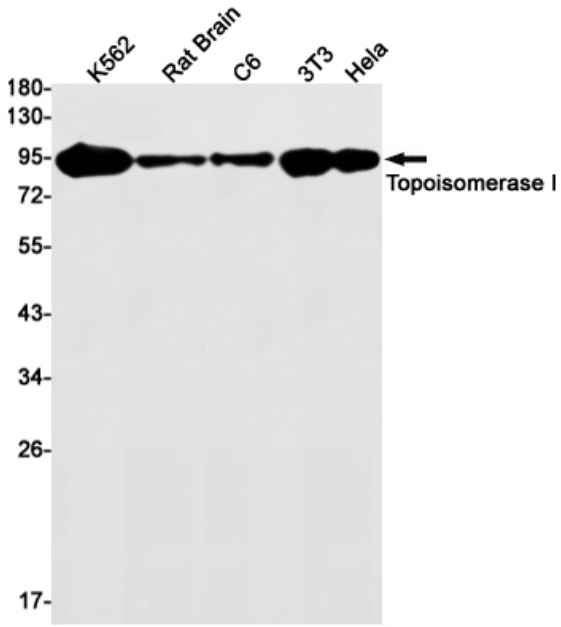

Western blot analysis of Topoisomerase I in K562, rat Brain, C6, 3T3, Hela lysates using Topoisomerase I antibody.

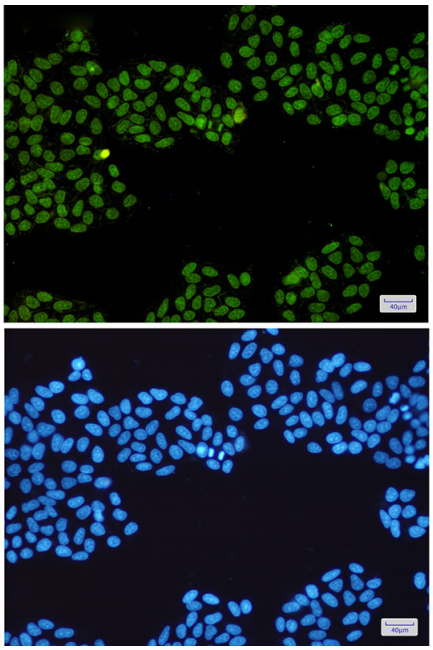

Immunocytochemistry analysis of Topoisomerase I(green) in Hela using Topoisomerase I antibody,and DAPI(blue)

9051 Mira Mesa Blvd, #910094
San Diego, CA 92191
Tel: 760-390-3989

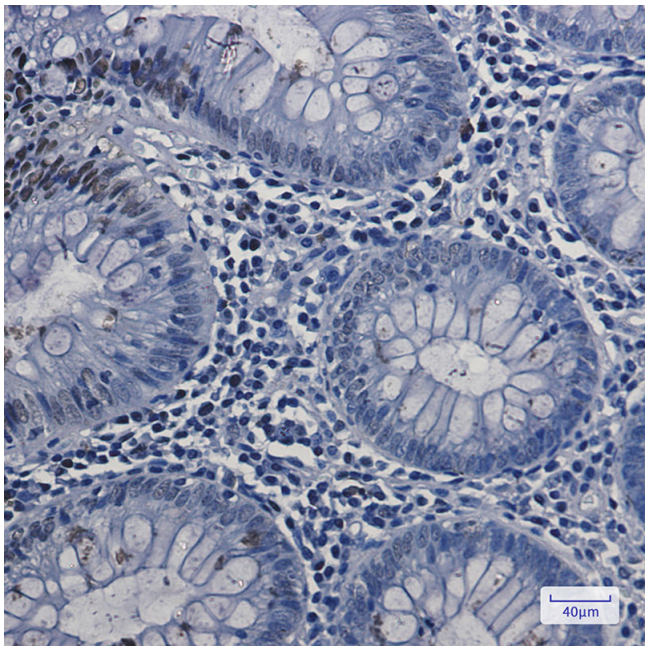

Immunohistochemistry analysis of paraffin-embedded Human colon cancer using Topoisomerase I antibody. High-pressure and temperature Sodium Citrate pH 6.0 was used for antigen retrieval.