9051 Mira Mesa Blvd, #910094
San Diego, CA 92191
Tel: 760-390-3989

Ubiquitin Rabbit mAb

ABZ3218

Product Overview

Name	Ubiquitin Rabbit mAb
Accession(Primary)	P0CG47
Host Species	Rabbit
Clonality	Monoclonal
Isotype	IgG
Species Reactivity	Human, Mouse, Rat
Calculated MW	Calculated MW: 26 kDa; Observed MW: 8 kDa
Recommended Dilution	WB-1:1000-1:20000; IHC-P-1:100-1:200; ICC/IF-1:200-1:500; FC-1:100-1:1000

Target information (P0CG47)

Gene Name	UBB
About Gene Symbol	

9051 Mira Mesa Blvd, #910094
San Diego, CA 92191
Tel: 760-390-3989



Immunocytochemistry analysis of Ubiquitin (green) in CEM using Ubiquitin antibody,and DAPI(blue).



Western blot analysis of Ubiquitin in rat brain, rat kidney lysates using Ubiquitin antibody.

9051 Mira Mesa Blvd, #910094
San Diego, CA 92191
Tel: 760-390-3989

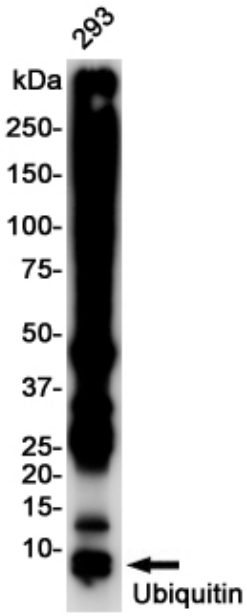

Western blot analysis of Ubiquitin in 293 lysates using Ubiquitin antibody