9051 Mira Mesa Blvd, #910094
San Diego, CA 92191
Tel: 760-390-3989

VEGFD Rabbit mAb

ABZ3225

Product Overview

Name	VEGFD Rabbit mAb
Accession(Primary)	O43915
Host Species	Rabbit
Clonality	Monoclonal
Isotype	IgG
Species Reactivity	Human, Mouse, Rat
Calculated MW	Calculated MW: 40 kDa; Observed MW: 40 kDa
Recommended Dilution	WB-1:1000-1:5000; IHC-P-1:100-1:1000; ICC/IF-1:100-1:200; FC-1:100-1:500

Target information (O43915)

Gene Name	VEGFD
About Gene Symbol	VEGFD (Vascular Endothelial Growth Factor D) is a cytokine and immune signaling protein involved in angiogenesis. It is an important research target in immunology, inflammation, and cancer research and is widely studied to elucidate cellular mechanisms and identify therapeutic targets.

9051 Mira Mesa Blvd, #910094
San Diego, CA 92191
Tel: 760-390-3989

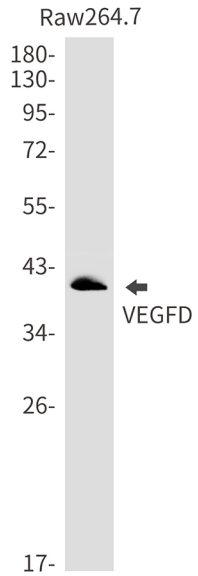

Western blot analysis of VEGFD in Raw264.7 lysates using VEGFD antibody.

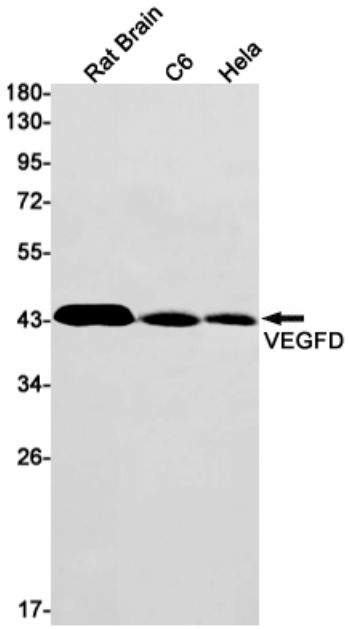

Western blot analysis of VEGFD in rat Brain, C6, Hela lysates using VEGFD antibody.

9051 Mira Mesa Blvd, #910094
San Diego, CA 92191
Tel: 760-390-3989

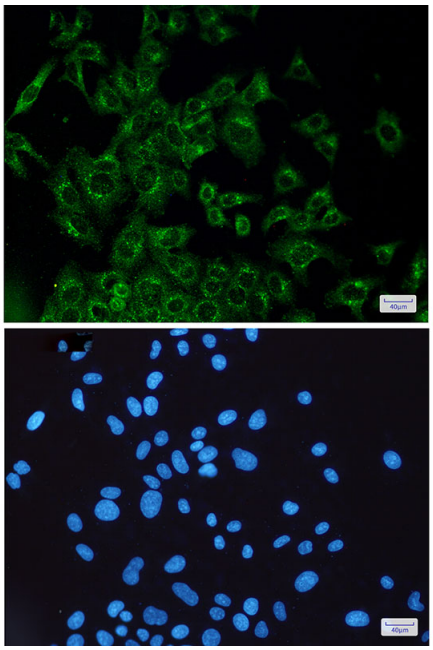

Immunocytochemistry analysis of VEGFD(green) in Hela using VEGFD antibody,and DAPI(blue)

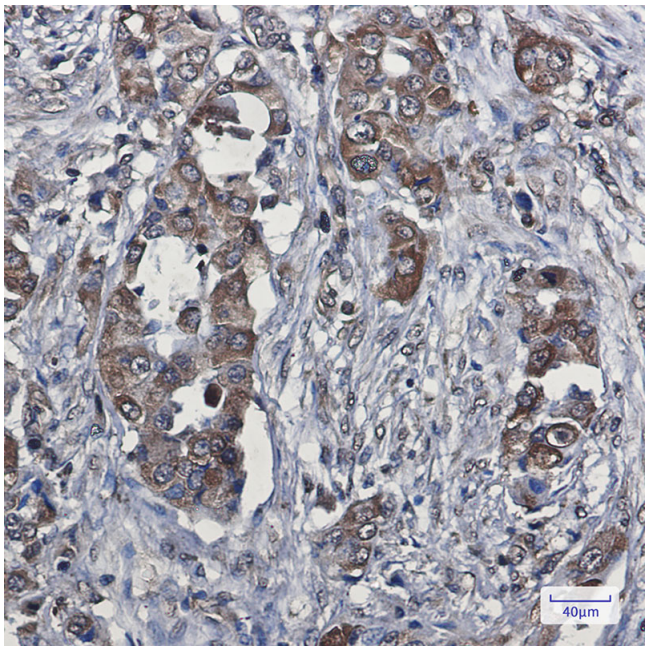

Immunohistochemistry analysis of paraffin-embedded Human lung cancer using VEGFD antibody.High-pressure and temperature Sodium Citrate pH 6.0 was used for antigen retrieval.