9051 Mira Mesa Blvd, #910094
San Diego, CA 92191
Tel: 760-390-3989

WDR1 Rabbit mAb

ABZ3230

Product Overview

Name	WDR1 Rabbit mAb
Accession(Primary)	O75083
Host Species	Rabbit
Clonality	Monoclonal
Isotype	IgG
Species Reactivity	Human, Mouse, Rat
Calculated MW	Calculated MW: 66 kDa; Observed MW: 66 kDa
Recommended Dilution	WB-1:500-1:1000; IHC-1:50-1:100; IF-1:50-1:200

Target information (O75083)

Gene Name	WDR1
About Gene Symbol	WDR1 (WD Repeat Domain 1) is a structural cytoskeletal protein involved in cytoskeletal organization. It is an important research target in cell biology, cancer metastasis, and cytoskeletal research and is widely studied to elucidate cellular mechanisms and identify therapeutic targets.

9051 Mira Mesa Blvd, #910094
San Diego, CA 92191
Tel: 760-390-3989

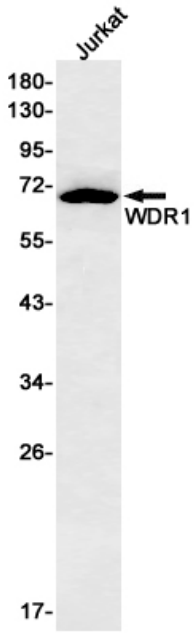

Western blot analysis of WDR1 in Jurkat lysates using WDR1 antibody.

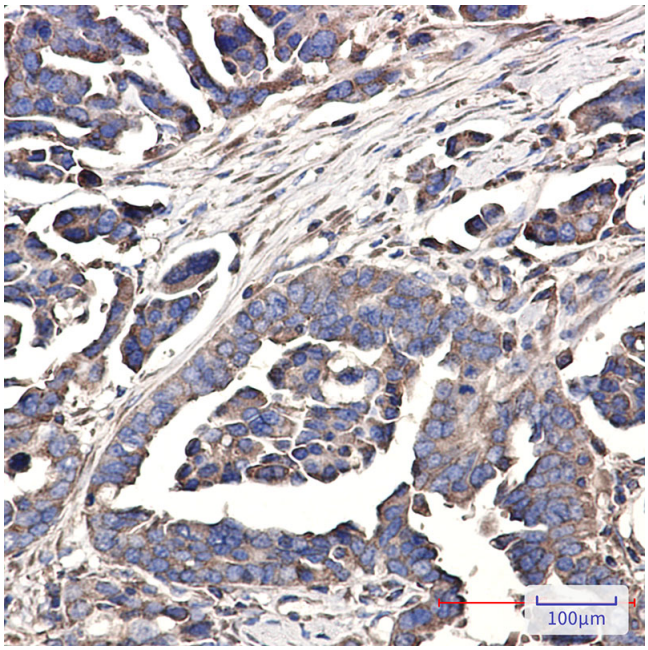

Immunohistochemistry analysis of paraffin-embedded Human Cholangiocarcinoma using WDR1 antibody.High-pressure and temperature Sodium Citrate pH 6.0 was used for antigen retrieval.

9051 Mira Mesa Blvd, #910094
San Diego, CA 92191
Tel: 760-390-3989

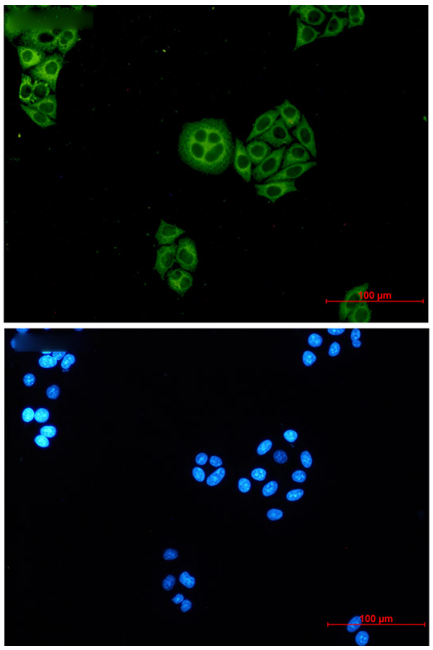

Immunocytochemistry analysis of WDR1 (green) in hela using WDR1 antibody,and DAPI(blue)