9051 Mira Mesa Blvd, #910094
San Diego, CA 92191
Tel: 760-390-3989

CLSTN1 Rabbit mAb

ABZ3279

Product Overview

Name	CLSTN1 Rabbit mAb
Accession(Primary)	O94985
Host Species	Rabbit
Clonality	Monoclonal
Isotype	IgG
Species Reactivity	Human, Mouse
Calculated MW	Calculated MW: 110 kDa; Observed MW: 115 kDa
Recommended Dilution	WB-1:1000-1:5000; IHC-P-1:100-1:200; ICC/IF-1:100-1:200

Target information (O94985)

Gene Name	CLSTN1
About Gene Symbol	CLSTN1 (Calsyntenin 1) is a cell junction/adhesion protein involved in cell signaling and proliferation. It is an important research target in neurodegenerative disease and is widely studied to elucidate cellular mechanisms and identify therapeutic targets.

9051 Mira Mesa Blvd, #910094
San Diego, CA 92191
Tel: 760-390-3989

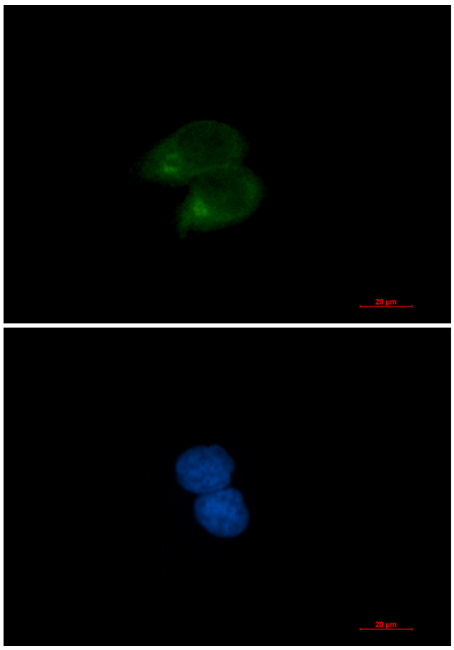

Immunocytochemistry analysis of CLSTN1 (green) in Hela using CLSTN1 antibody,and DAPI(blue).

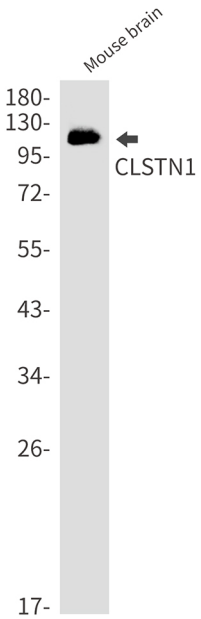

Western blot analysis of CLSTN1 in mouse brain lysates using CLSTN1 antibody.

9051 Mira Mesa Blvd, #910094
San Diego, CA 92191
Tel: 760-390-3989



Western blot analysis of CLSTN1 in Hela, CHO-K1 lysates using CLSTN1 antibody

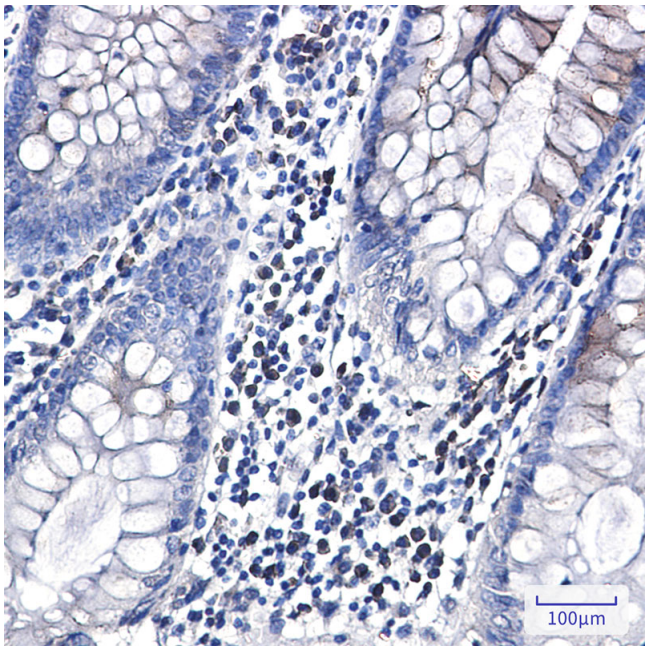

Immunohistochemistry analysis of paraffin-embedded Human colon cancer using CLSTN1 antibody.High-pressure and temperature Sodium Citrate pH 6.0 was used for antigen retrieval.