9051 Mira Mesa Blvd, #910094
San Diego, CA 92191
Tel: 760-390-3989

CSDE1/NRU Rabbit mAb

ABZ3280

Product Overview

Name	CSDE1/NRU Rabbit mAb
Accession(Primary)	O75534
Host Species	Rabbit
Clonality	Monoclonal
Isotype	IgG
Species Reactivity	Human, Mouse, Rat
Calculated MW	Calculated MW: 89 kDa; Observed MW: 89 kDa
Recommended Dilution	WB-1:500-1:1000; IHC-1:50-1:100; ICC/IF-1:200-1:500; IP-1:20-1:50

Target information (O75534)

Gene Name	CSDE1
About Gene Symbol	CSDE1 (Cold Shock Domain Containing E1) is a protein kinase and signaling regulator involved in cell signaling and proliferation. It is an important research target in cancer, cell signaling, and therapeutic target research and is widely studied to elucidate cellular mechanisms and identify therapeutic targets.

9051 Mira Mesa Blvd, #910094
San Diego, CA 92191
Tel: 760-390-3989

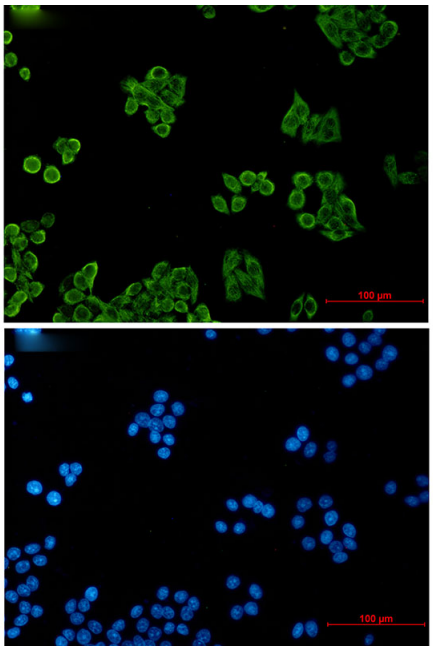

Immunocytochemistry analysis of CSDE1 (green) in Hela using CSDE1 antibody,and DAPI(blue).

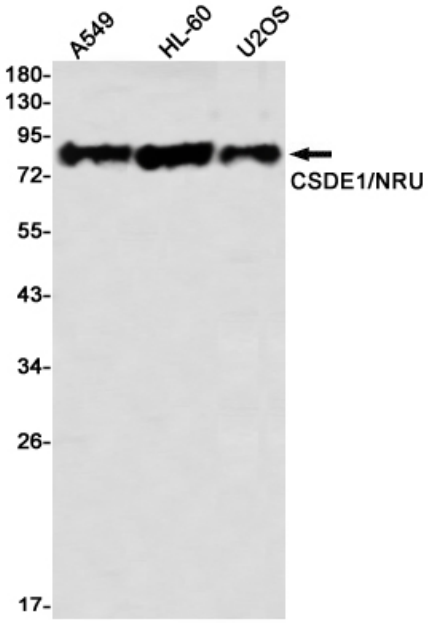

Western blot analysis of CSDE1/NRU in A549, HL-60, U2OS lysates using CSDE1/NRU antibody.

9051 Mira Mesa Blvd, #910094
San Diego, CA 92191
Tel: 760-390-3989

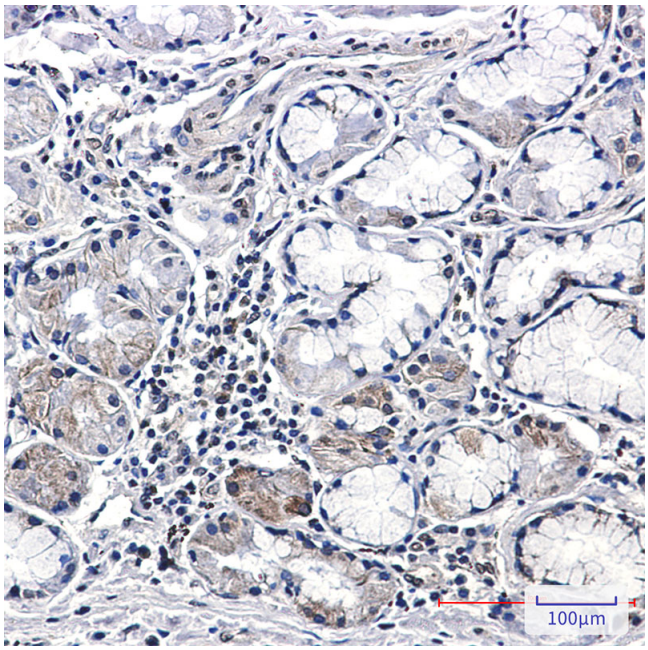

Immunohistochemistry analysis of paraffin-embedded Human lung cancer tissue using CSDE1/NRU antibody. High-pressure and temperature Sodium Citrate pH 6.0 was used for antigen retrieval.