9051 Mira Mesa Blvd, #910094
San Diego, CA 92191
Tel: 760-390-3989

# FE65 Rabbit mAb

ABZ3296

## Product Overview

| | |
|---|---|
| **Name** | FE65 Rabbit mAb |
| **Accession(Primary)** | O00213 |
| **Host Species** | Rabbit |
| **Clonality** | Monoclonal |
| **Isotype** | IgG |
| **Species Reactivity** | Human |
| **Calculated MW** | Calculated MW: 77 kDa; Observed MW: 100 kDa |
| **Recommended Dilution** | WB-1:1000-1:5000; IHC-P-1:50-1:100; ICC/IF-1:50-1:100 |

## Target information (O00213)

| | |
|---|---|
| **Gene Name** | APBB1 |
| **About Gene Symbol** | APBB1 (Amyloid Beta Precursor Protein Binding Family B Member 1) is a signaling adaptor protein involved in cell signaling and proliferation. It is an important research target in cancer, cell signaling, and therapeutic target research and is widely studied to elucidate cellular mechanisms and identify therapeutic targets. |

9051 Mira Mesa Blvd, #910094
San Diego, CA 92191
Tel: 760-390-3989

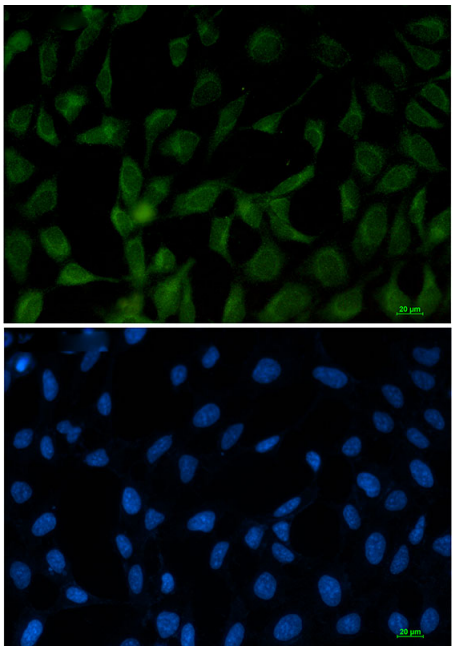

Immunocytochemistry analysis of FE65 (green) in 293T using FE65 antibody,and DAPI(blue).




Western blot analysis of FE65 in A549, U251 lysates using FE65 antibody.

9051 Mira Mesa Blvd, #910094
San Diego, CA 92191
Tel: 760-390-3989

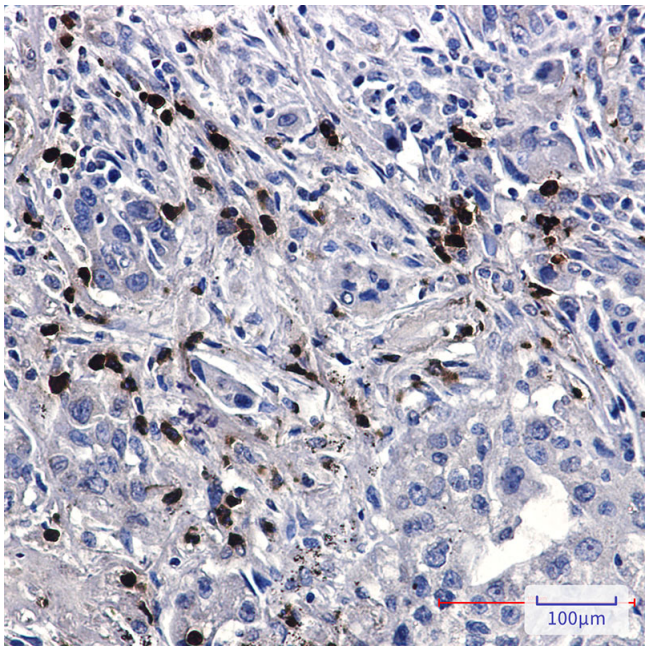


Immunohistochemistry analysis of paraffin-embedded Human lung cancer tissue using FE65 antibody. High-pressure and temperature Sodium Citrate pH 6.0 was used for antigen retrieval.