9051 Mira Mesa Blvd, #910094
San Diego, CA 92191
Tel: 760-390-3989

gamma Tubulin Rabbit mAb

ABZ3303

Product Overview

Name	gamma Tubulin Rabbit mAb
Accession(Primary)	P23258
Host Species	Rabbit
Clonality	Monoclonal
Isotype	IgG
Species Reactivity	Human, Mouse, Rat
Calculated MW	Calculated MW: 51 kDa; Observed MW: 51 kDa
Recommended Dilution	WB-1:500-1:1000; IHC-P-1:100-1:200; ICC/IF-1:200-1:500; FC-1:50-1:100; IP-1:20-1:50

Target information (P23258)

Gene Name	TUBG1
About Gene Symbol	TUBG1 (Tubulin Gamma 1) is a structural cytoskeletal protein involved in cytoskeletal organization. It is an important research target in cell biology, cancer metastasis, and cytoskeletal research and is widely studied to elucidate cellular mechanisms and identify therapeutic targets.

9051 Mira Mesa Blvd, #910094
San Diego, CA 92191
Tel: 760-390-3989

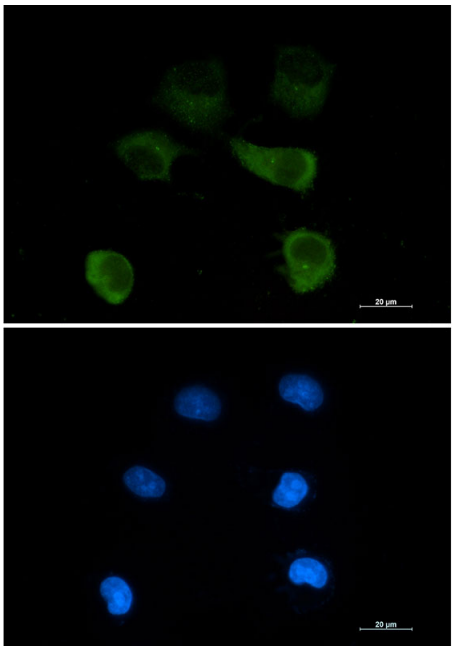

Immunocytochemistry analysis of gamma Tubulin (green) in HEPG2 using gamma Tubulin antibody,and DAPI(blue).



Western blot analysis of gamma Tubulin in Raw264.7 lysates using gamma Tubulin antibody.

9051 Mira Mesa Blvd, #910094
San Diego, CA 92191
Tel: 760-390-3989

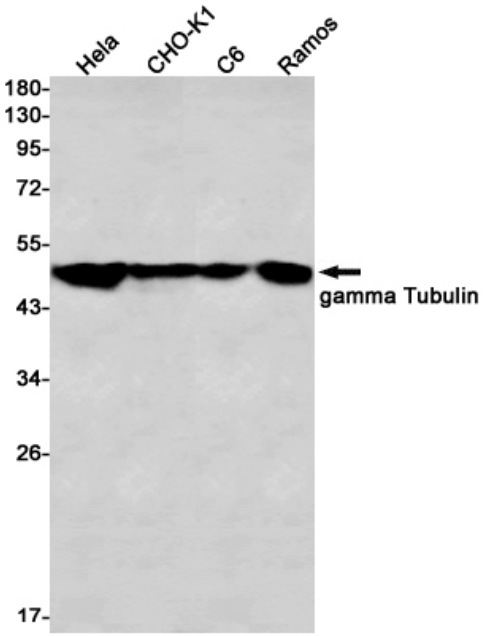

Western blot analysis of gamma Tubulin in Hela, CHO-K1, C6, Ramos lysates using gamma Tubulin antibody