9051 Mira Mesa Blvd, #910094
San Diego, CA 92191
Tel: 760-390-3989

Histone H2A.X Rabbit mAb

ABZ3311

Product Overview

Name	Histone H2A.X Rabbit mAb
Accession(Primary)	P16104
Host Species	Rabbit
Clonality	Monoclonal
Isotype	IgG
Species Reactivity	Human
Calculated MW	Calculated MW: 15 kDa; Observed MW: 15 kDa
Recommended Dilution	WB-1:500-1:1000; IHC-P-1:100-1:200; ICC/IF-1:50-1:100; FC-1:20-1:50; IP-1:20-1:50

Target information (P16104)

Gene Name	H2AX
About Gene Symbol	

9051 Mira Mesa Blvd, #910094
San Diego, CA 92191
Tel: 760-390-3989

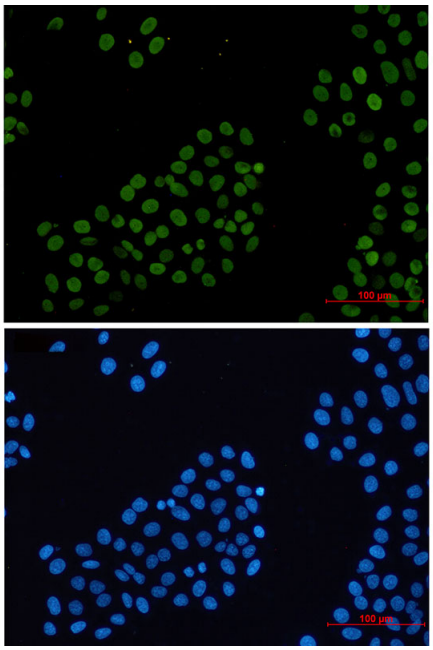

Immunocytochemistry analysis of Histone H2A.X (green) in Hela using Histone H2A.X antibody,and DAPI(blue).



Western blot analysis of Histone H2A.X in Hela, Ramos lysates using Histone H2A.X antibody.

9051 Mira Mesa Blvd, #910094
San Diego, CA 92191
Tel: 760-390-3989

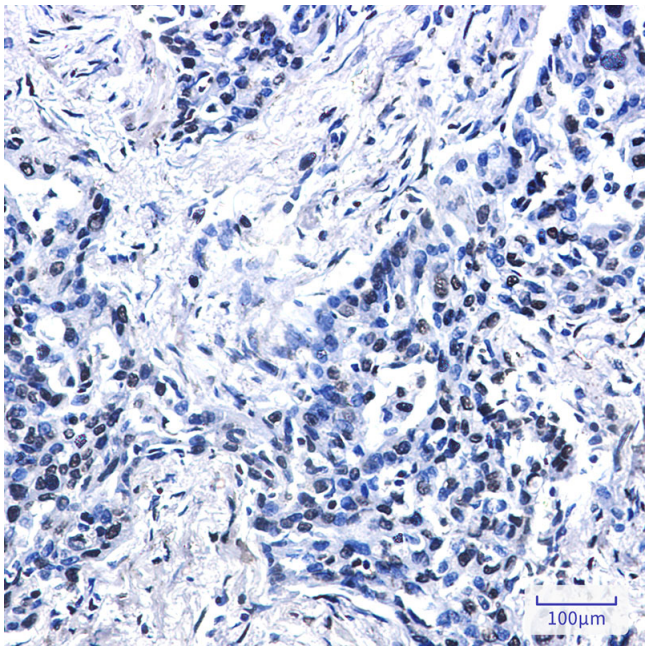

Immunohistochemistry analysis of paraffin-embedded Human lung cancer tissue using Histone H2A.X antibody. High-pressure and temperature Sodium Citrate pH 6.0 was used for antigen retrieval.