9051 Mira Mesa Blvd, #910094
San Diego, CA 92191
Tel: 760-390-3989

KAT7 Rabbit mAb

ABZ3322

Product Overview

Name	KAT7 Rabbit mAb
Accession(Primary)	O95251
Host Species	Rabbit
Clonality	Monoclonal
Isotype	IgG
Species Reactivity	Human, Mouse, Rat
Calculated MW	Calculated MW: 71 kDa; Observed MW: 71 kDa
Recommended Dilution	WB-1:1000-1:5000; IHC-P-1:100-1:200; ICC/IF-1:500-1:2000; IP-1:20-1:50

Target information (O95251)

Gene Name	KAT7
About Gene Symbol	KAT7 (Lysine Acetyltransferase 7) is a histone acetyltransferase involved in chromatin remodeling and epigenetics. It is an important research target in metabolic disease, cancer metabolism, and drug discovery and is widely studied to elucidate cellular mechanisms and identify therapeutic targets.

9051 Mira Mesa Blvd, #910094
San Diego, CA 92191
Tel: 760-390-3989

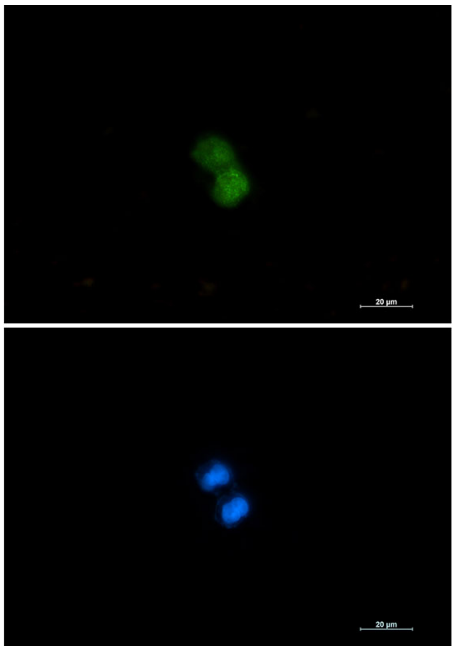

Immunocytochemistry analysis of KAT7 (green) in HCT116 using KAT7 antibody,and DAPI(blue).

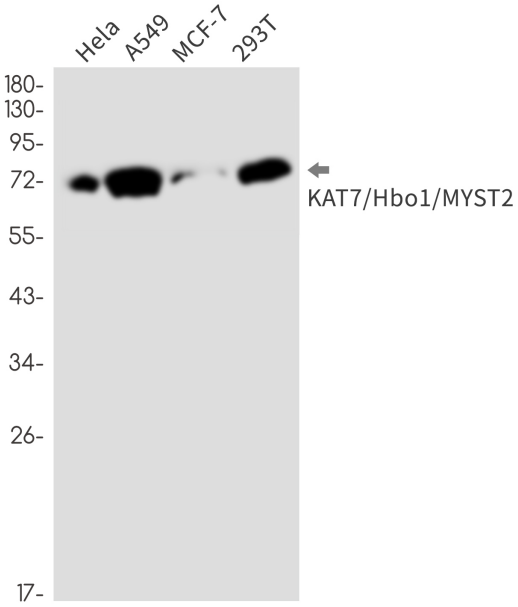

Western blot analysis of KAT7/Hbo1/MYST2 in Hela, A549, MCF-7, 293T lysates using KAT7/Hbo1/MYST2 antibody.

9051 Mira Mesa Blvd, #910094
San Diego, CA 92191
Tel: 760-390-3989

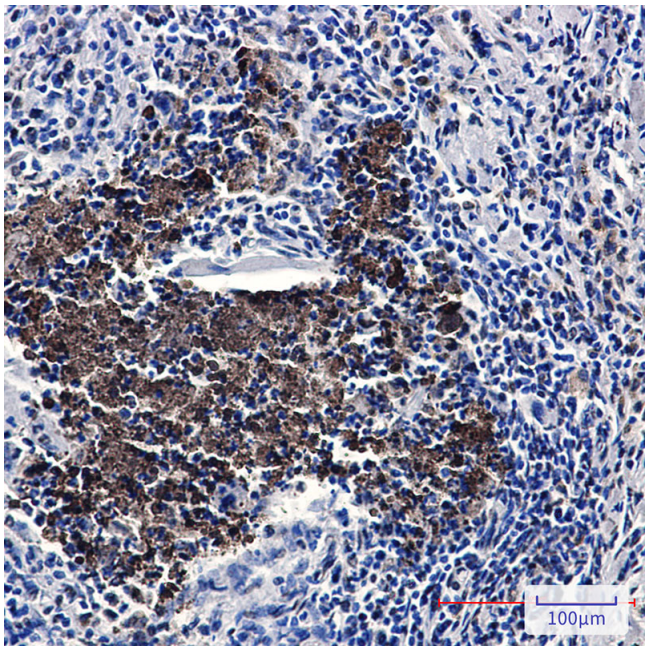

Immunohistochemistry analysis of paraffin-embedded Human lung cancer tissue using KAT7/Hbo1/MYST2 antibody. High-pressure and temperature Sodium Citrate pH 6.0 was used for antigen retrieval.