9051 Mira Mesa Blvd, #910094
San Diego, CA 92191
Tel: 760-390-3989

# SF3B1 Rabbit mAb

ABZ3365

## Product Overview

| | |
|---|---|
| **Name** | SF3B1 Rabbit mAb |
| **Accession(Primary)** | O75533 |
| **Host Species** | Rabbit |
| **Clonality** | Monoclonal |
| **Isotype** | IgG |
| **Species Reactivity** | Human, Mouse, Rat |
| **Calculated MW** | Calculated MW: 146 kDa; Observed MW: 155 kDa |
| **Recommended Dilution** | WB-1:1000-1:5000; IHC-P-1:100-1:200; ICC/IF-1:200-1:500; FC-1:200-1:2000 |

## Target information (O75533)

| | |
|---|---|
| **Gene Name** | SF3B1 |
| **About Gene Symbol** | |

9051 Mira Mesa Blvd, #910094
San Diego, CA 92191
Tel: 760-390-3989

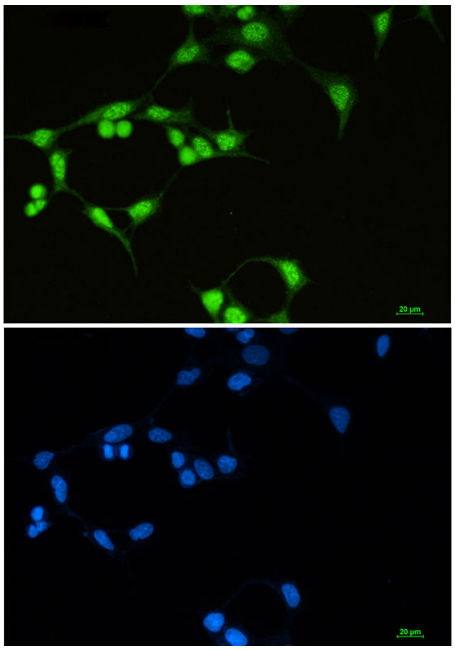

Immunocytochemistry analysis of SF3B1 (green) in 293T using SF3B1 antibody,and DAPI(blue).




Western blot analysis of SF3B1 in 3T3 lysates using SF3B1 antibody.

9051 Mira Mesa Blvd, #910094
San Diego, CA 92191
Tel: 760-390-3989




Western blot analysis of SF3B1 in Hela, CHO-K1, C6, Ramos lysates using SF3B1 antibody

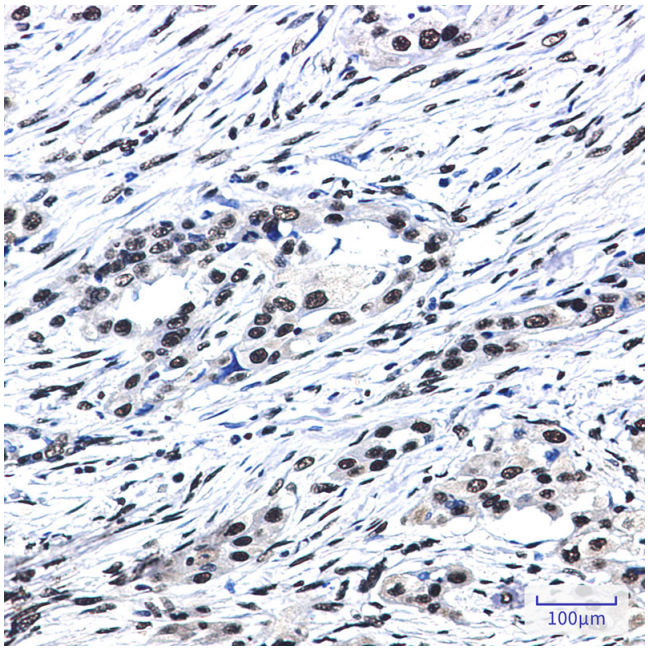


Immunohistochemistry analysis of paraffin-embedded Human lung cancer using SF3B1 antibody.High-pressure and temperature Sodium Citrate pH 6.0 was used for antigen retrieval.