9051 Mira Mesa Blvd, #910094
San Diego, CA 92191
Tel: 760-390-3989

SPT5 Rabbit mAb

ABZ3366

Product Overview

Name	SPT5 Rabbit mAb
Accession(Primary)	O00267
Host Species	Rabbit
Clonality	Monoclonal
Isotype	IgG
Species Reactivity	Human, Mouse, Rat
Calculated MW	Calculated MW: 121 kDa; Observed MW: 150 kDa
Recommended Dilution	WB-1:1000-1:5000; IHC-P-1:100-1:200; ICC/IF-1:100-1:200

Target information (O00267)

Gene Name	SUPT5H
About Gene Symbol	SUPT5H (SPT5 Homolog, DSIF Elongation Factor Subunit) is a protein kinase and signaling regulator involved in cell signaling and proliferation. It is an important research target in cancer, cell signaling, and therapeutic target research and is widely studied to elucidate cellular mechanisms and identify therapeutic targets.

9051 Mira Mesa Blvd, #910094
San Diego, CA 92191
Tel: 760-390-3989

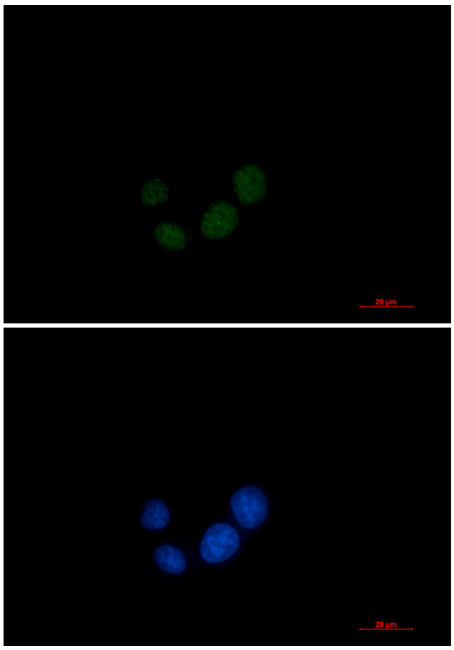

Immunocytochemistry analysis of SPT5 (green) in Hela using SPT5 antibody,and DAPI(blue).



Western blot analysis of SPT5 in Hela, A549, HL-60 lysates using SPT5 antibody.

9051 Mira Mesa Blvd, #910094
San Diego, CA 92191
Tel: 760-390-3989

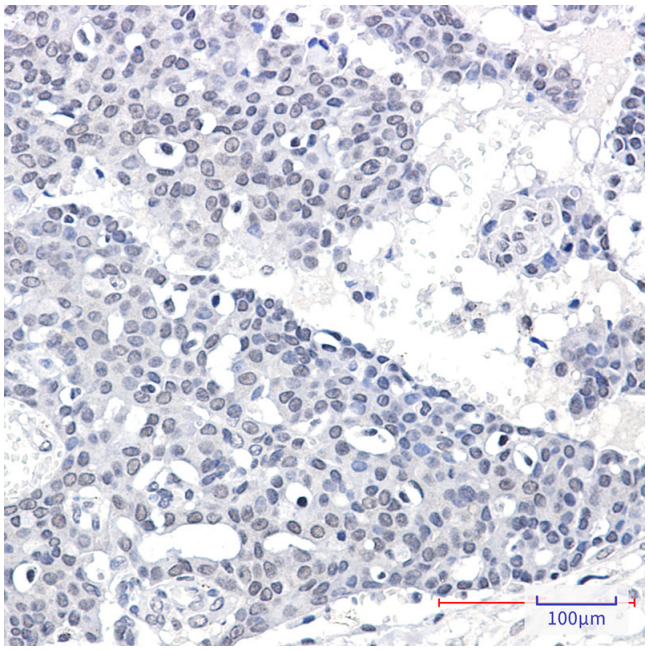

Immunohistochemistry analysis of paraffin-embedded Human breast cancer tissue using SPT5 antibody. High-pressure and temperature Sodium Citrate pH 6.0 was used for antigen retrieval.