9051 Mira Mesa Blvd, #910094
San Diego, CA 92191
Tel: 760-390-3989

PKC beta 2 Rabbit mAb

ABZ3387

Product Overview

Name	PKC beta 2 Rabbit mAb
Accession(Primary)	P05771
Host Species	Rabbit
Clonality	Monoclonal
Isotype	IgG
Species Reactivity	Human, Mouse, Rat
Calculated MW	Calculated MW: 77 kDa; Observed MW: 77 kDa
Recommended Dilution	WB-1:500-1:1000; IHC-P-1:200-1:500; ICC/IF-1:50-1:100; FC-1:20-1:50

Target information (P05771)

Gene Name	PRKCB
About Gene Symbol	

9051 Mira Mesa Blvd, #910094
San Diego, CA 92191
Tel: 760-390-3989

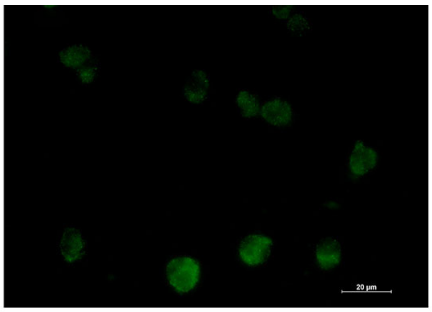

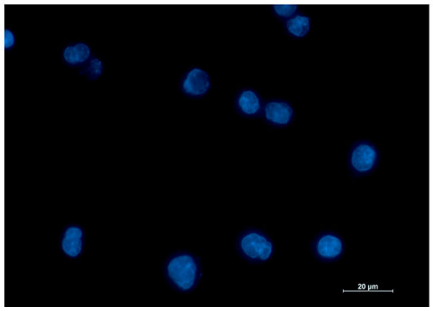

Immunocytochemistry analysis of PKC beta 2 (green) in K562 using PKC beta 2 antibody,and DAPI(blue).



Western blot analysis of PKC beta 2 in rat brain lysates using PKC beta 2 antibody.Observed band size:77kDa.

9051 Mira Mesa Blvd, #910094
San Diego, CA 92191
Tel: 760-390-3989

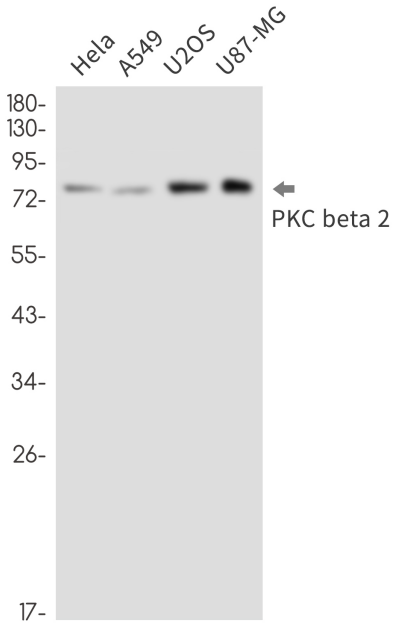

Western blot analysis of PKC beta 2 in Hela, A549, U2OS, U87-MG lysates using PKC beta 2 antibody

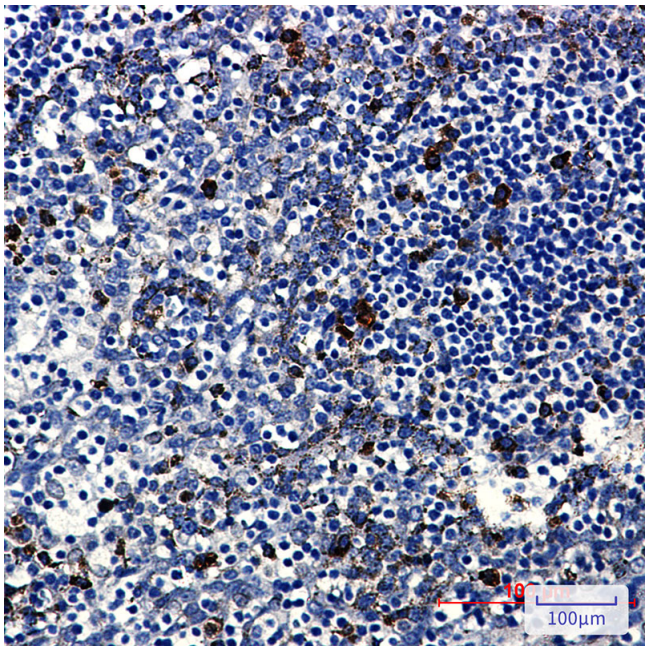

Immunohistochemistry analysis of paraffin-embedded Human tonsil using PKC beta 2 antibody.High-pressure and temperature Sodium Citrate pH 6.0 was used for antigen retrieval.