9051 Mira Mesa Blvd, #910094
San Diego, CA 92191
Tel: 760-390-3989

Human kappa Light Chain Rabbit mAb

ABZ3394

Product Overview

Name	Human kappa Light Chain Rabbit mAb
Accession(Primary)	P01834
Host Species	Rabbit
Clonality	Monoclonal
Isotype	IgG
Species Reactivity	Human
Calculated MW	Calculated MW: 12 kDa; Observed MW: 26 kDa
Recommended Dilution	WB-1:1000-1:5000; IHC-P-1:200-1:500; ICC/IF-1:200-1:500

Target information (P01834)

Gene Name	IGKC
About Gene Symbol	

9051 Mira Mesa Blvd, #910094
San Diego, CA 92191
Tel: 760-390-3989

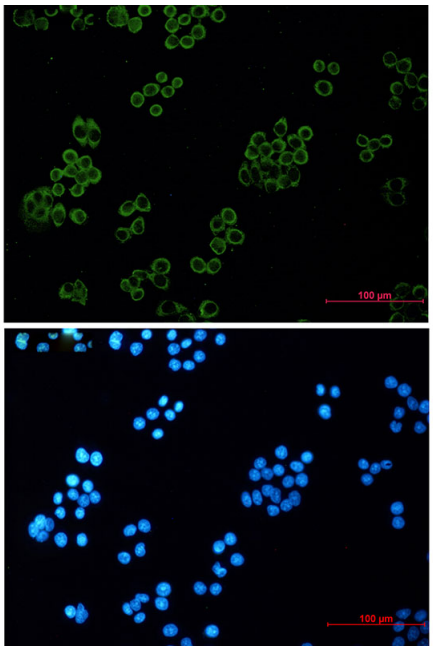

Immunocytochemistry analysis of Human kappa Light Chain (green) in Hela using Human kappa Light Chain antibody,and DAPI(blue).

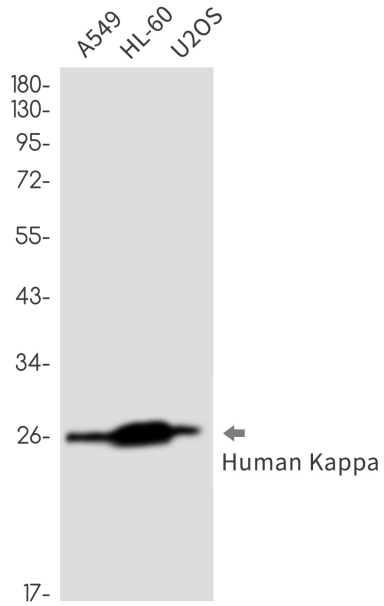

Western blot analysis of Human Kappa Light Chain in A549, HL-60, U2OS lysates using Human Kappa Light Chain antibody.Observed band size:26kDa.

9051 Mira Mesa Blvd, #910094
San Diego, CA 92191
Tel: 760-390-3989

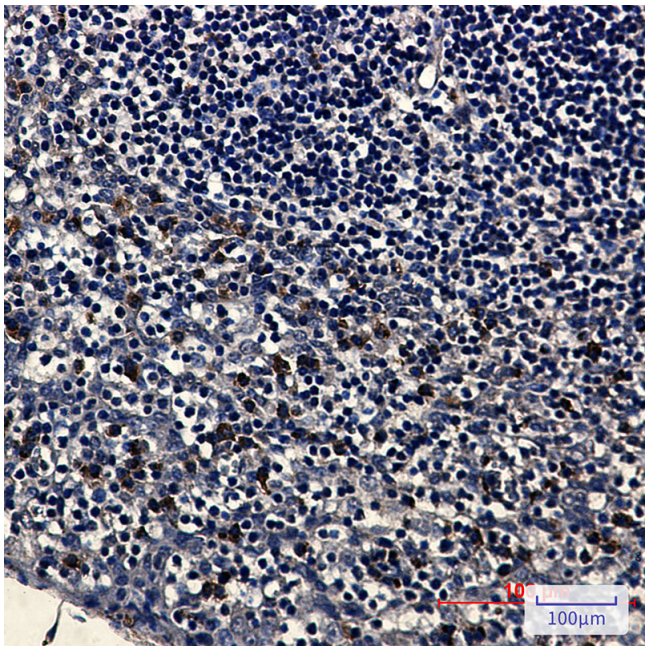

Immunohistochemistry analysis of paraffin-embedded Human tonsil tissue using Human Kappa Light Chain antibody.High-pressure and temperature Sodium Citrate pH 6.0 was used for antigen retrieval.