9051 Mira Mesa Blvd, #910094
San Diego, CA 92191
Tel: 760-390-3989

Vimentin Rabbit mAb

ABZ3406

Product Overview

Name	Vimentin Rabbit mAb
Accession(Primary)	P08670
Host Species	Rabbit
Clonality	Monoclonal
Isotype	IgG
Species Reactivity	Human, Mouse, Rat, Hamster
Calculated MW	Calculated MW: 54 kDa; Observed MW: 54 kDa
Recommended Dilution	WB-1:1000-1:64000; IHC:1:100-1:3200; IF: 1:50; FC-1:50-1:100

Target information (P08670)

Gene Name	VIM
About Gene Symbol	VIM (Vimentin) is a structural cytoskeletal protein involved in cytoskeletal organization. It is an important research target in cell biology, cancer metastasis, and cytoskeletal research and is widely studied to elucidate cellular mechanisms and identify therapeutic targets.

9051 Mira Mesa Blvd, #910094
San Diego, CA 92191
Tel: 760-390-3989



Western blot analysis of Vimentin in 3T3 lysates using Vimentin antibody.

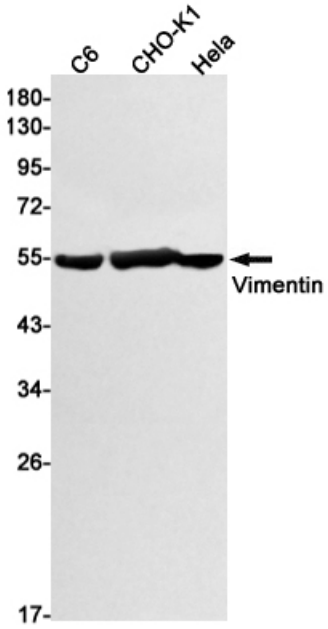

Western blot analysis of Vimentin in C6, CHO-K1, Hela lysates using Vimentin antibody.

9051 Mira Mesa Blvd, #910094
San Diego, CA 92191
Tel: 760-390-3989

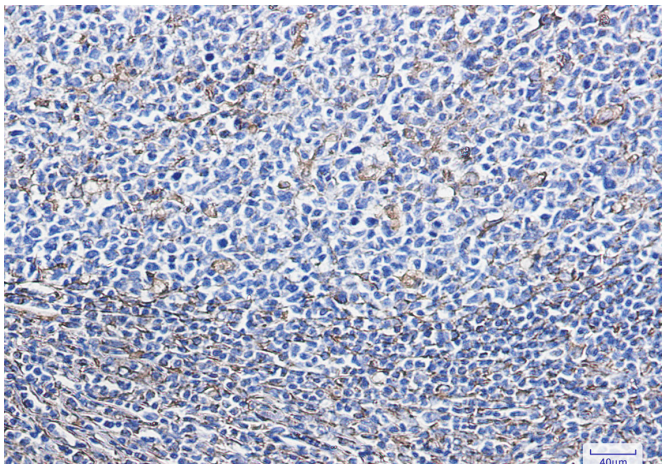

Immunohistochemistry analysis of paraffin-embedded Human tonsil using Vimentin antibody. High-pressure and temperature Sodium Citrate pH 6.0 was used for antigen retrieval.

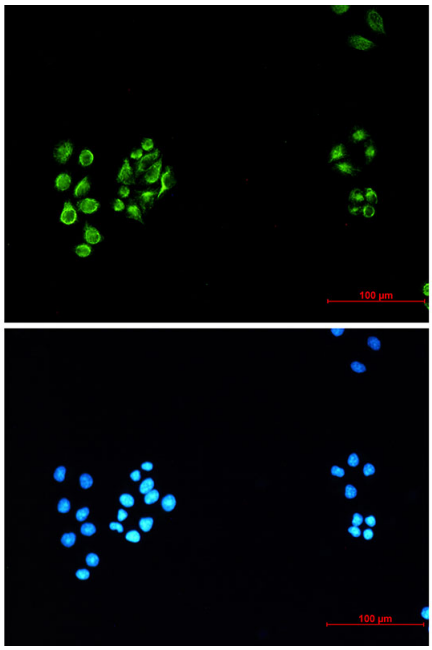

Immunocytochemistry analysis of Vimentin (green) in Hela using Vimentin antibody,and DAPI(blue).