9051 Mira Mesa Blvd, #910094
San Diego, CA 92191
Tel: 760-390-3989

Wilms Tumor Protein Rabbit mAb

ABZ3820

Product Overview

Name	Wilms Tumor Protein Rabbit mAb
Accession(Primary)	P19544
Host Species	Rabbit
Clonality	Monoclonal
Isotype	IgG
Species Reactivity	Human, Mouse
Calculated MW	Calculated MW: 49 kDa; Observed MW: 55 kDa
Recommended Dilution	WB-1:500-1:1000; IHC-P-1:100-1:200; ICC/IF-1:20-1:50; FC-1:20-1:50

Target information (P19544)

Gene Name	WT1
About Gene Symbol	

9051 Mira Mesa Blvd, #910094
San Diego, CA 92191
Tel: 760-390-3989

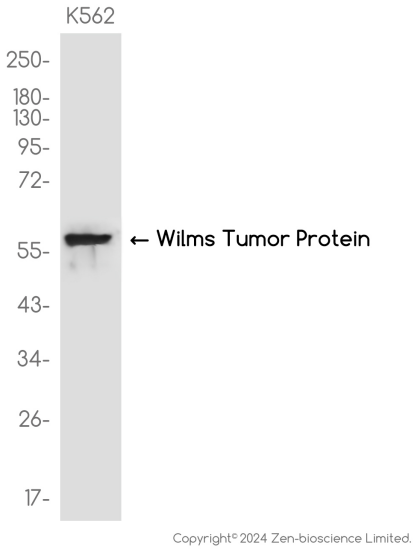

Copyright© 2024 Zen-bioscience Limited.

Western blot analysis of Wilms Tumor Protein in K562 lysates using Wilms Tumor Protein antibody.

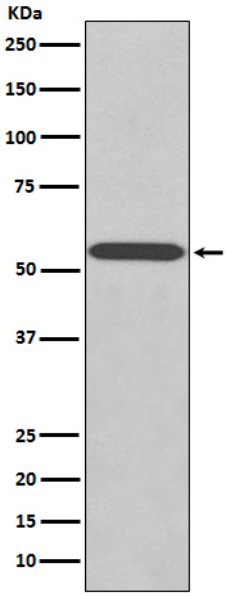

Western blot analysis of WT1 in K562 lysates using Wilms Tumor Protein antibody.

9051 Mira Mesa Blvd, #910094
San Diego, CA 92191
Tel: 760-390-3989

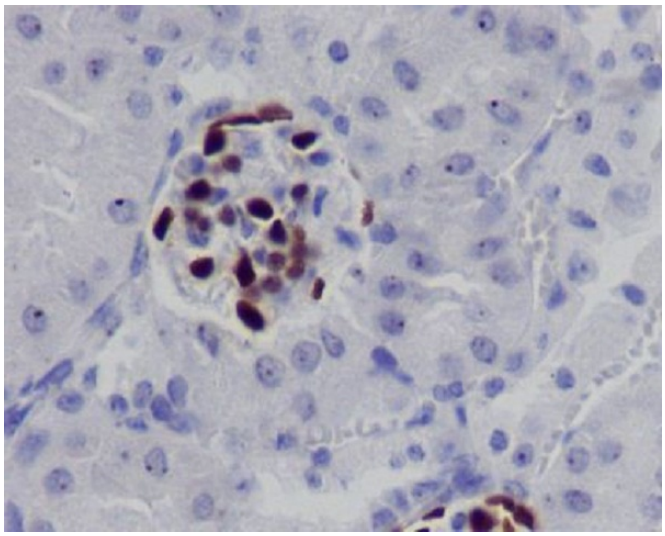

Immunohistochemistry analysis of paraffin-embedded mouse kidney using Wilms Tumor Protein antibody.High-pressure and temperature Sodium Citrate pH 6.0 was used for antigen retrieval.



Western blot analysis of Wilms Tumor Protein in K562 lysates using Wilms Tumor Protein antibody.