9051 Mira Mesa Blvd, #910094
San Diego, CA 92191
Tel: 760-390-3989

# CREB Rabbit mAb

ABZ3824

## Product Overview

| | |
|---|---|
| **Name** | CREB Rabbit mAb |
| **Accession(Primary)** | P16220 |
| **Host Species** | Rabbit |
| **Clonality** | Monoclonal |
| **Isotype** | IgG |
| **Species Reactivity** | Human, Mouse, Rat |
| **Calculated MW** | Calculated MW: 35 kDa; Observed MW: 40 kDa |
| **Recommended Dilution** | WB-1:500-1:1000; IHC-1:200-1:500; IF-1:50-1:200 |

## Target information (P16220)

| | |
|---|---|
| **Gene Name** | CREB1 |
| **About Gene Symbol** | CREB1 (CAMP Responsive Element Binding Protein 1) is a transcription factor involved in gene transcription and regulation. It is an important research target in gene regulation, development, and cancer research and is widely studied to elucidate cellular |

9051 Mira Mesa Blvd, #910094
San Diego, CA 92191
Tel: 760-390-3989

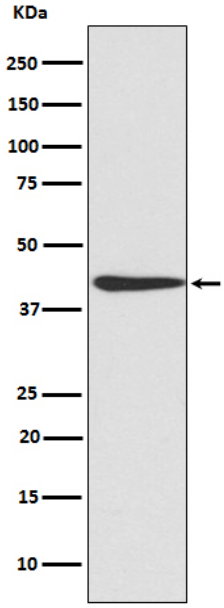


Western blot analysis of CREB in NIH/3T3 lysates using CREB antibody.

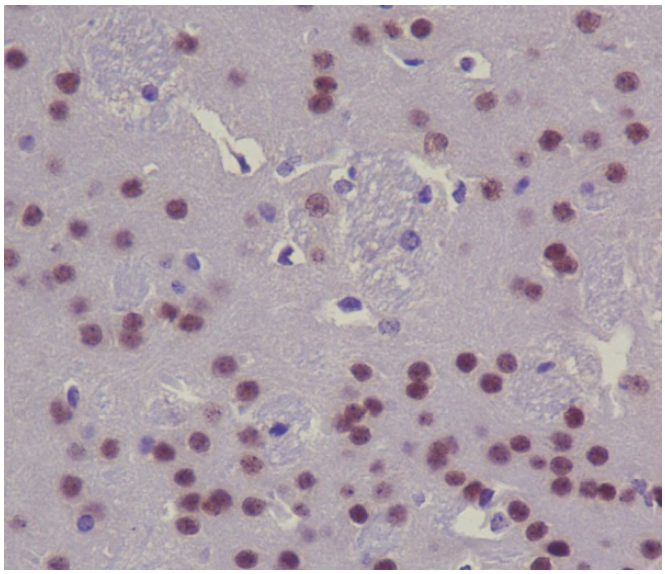

Immunohistochemistry analysis of paraffin-embedded mouse brain using CREB antibody.High-pressure and temperature Sodium Citrate pH 6.0 was used for antigen retrieval.

9051 Mira Mesa Blvd, #910094
San Diego, CA 92191
Tel: 760-390-3989

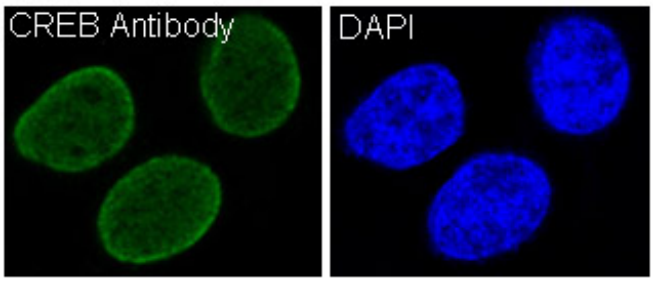


Immunofluorescence analysis of CREB in Hela using CREB antibody.