9051 Mira Mesa Blvd, #910094
San Diego, CA 92191
Tel: 760-390-3989

PKM2 Rabbit mAb

ABZ3829

Product Overview

Name	PKM2 Rabbit mAb
Accession(Primary)	P14618
Host Species	Rabbit
Clonality	Monoclonal
Isotype	IgG
Species Reactivity	Human, Mouse, Rat
Calculated MW	Calculated MW: 58 kDa; Observed MW: 58 kDa
Recommended Dilution	WB-1:1000-1:5000; ICC/IF-1:20-1:50; FC-1:20-1:50; IHC-1:50-1:100

Target information (P14618)

Gene Name	PKM
About Gene Symbol	PKM (Pyruvate Kinase M1/2) is a receptor tyrosine kinase involved in cell signaling and proliferation. It is an important research target in cancer research and is widely studied to elucidate cellular mechanisms and identify therapeutic targets.

9051 Mira Mesa Blvd, #910094
San Diego, CA 92191
Tel: 760-390-3989

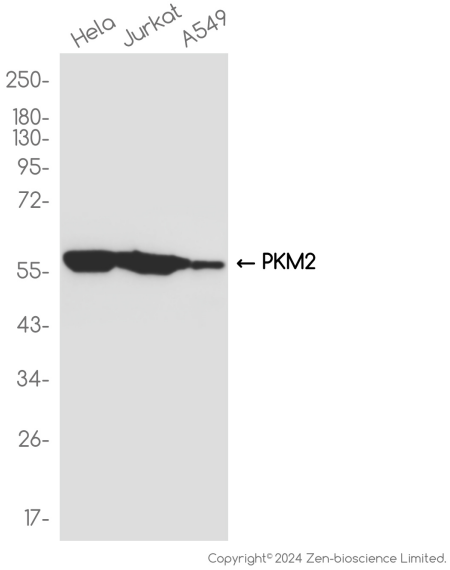

Copyright© 2024 Zen-bioscience Limited.

Western blot analysis of PKM2 in HeLa, Jurkat,A549 lysates using PKM2 antibody.

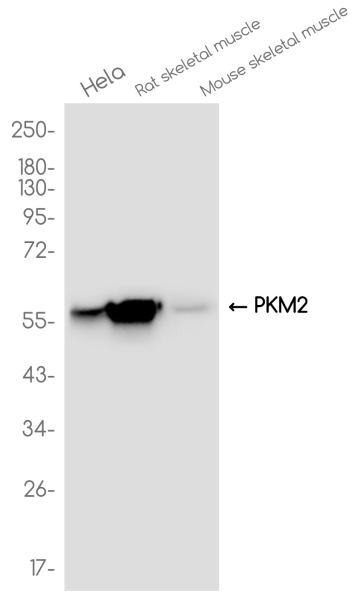

Western blot analysis of PKM2 in HeLa□Rat skeletal muscle □Mouse skeletal muscle lysates using PKM2 antibody.

9051 Mira Mesa Blvd, #910094
San Diego, CA 92191
Tel: 760-390-3989

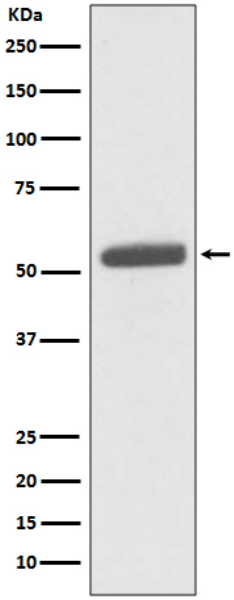

Western blot analysis of PKM2 in HeLa lysates using PKM2 antibody.

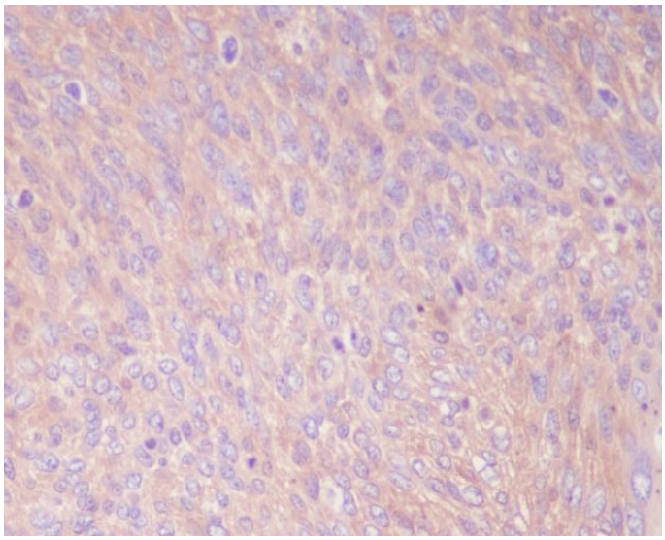

Immunohistochemistry analysis of paraffin-embedded Human cervix cancer using PKM2 antibody.High-pressure and temperature Sodium Citrate pH 6.0 was used for antigen retrieval.