9051 Mira Mesa Blvd, #910094
San Diego, CA 92191
Tel: 760-390-3989

Cytochrome C (7C10) Mouse mAb

ABZ3919

Product Overview

Name	Cytochrome C (7C10) Mouse mAb
Accession(Primary)	P99999
Host Species	Mouse
Clonality	Monoclonal
Isotype	IgG1
Species Reactivity	Human, Mouse, Rat, Chicken
Calculated MW	Calculated MW: 12 kDa; Observed MW: 12 kDa
Recommended Dilution	WB-1:500-1:1000; IHC-1:50-1:100; IF-1:50-1:200

Target information (P99999)

Gene Name	CYCS
About Gene Symbol	

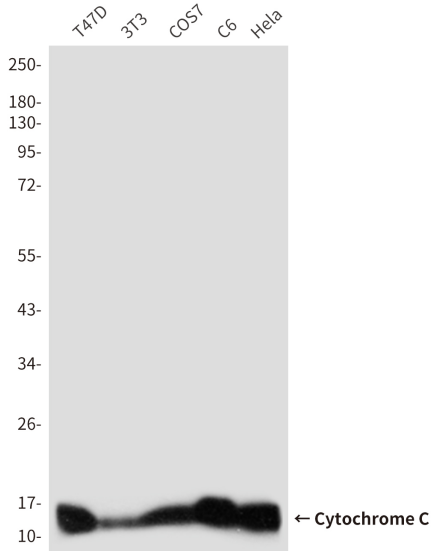

Western blot analysis of Cytochrome c in T47D, 3T3, COS7, C6 and Hela lysates using Cytochrome c antibody.

9051 Mira Mesa Blvd, #910094
San Diego, CA 92191
Tel: 760-390-3989

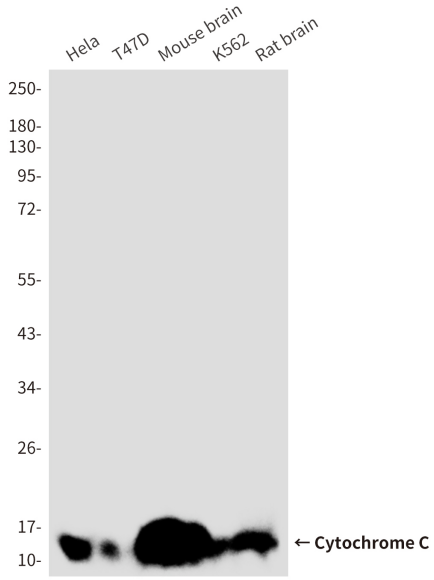

Western blot analysis of Cytochrome C (7C10) in Hela, T47D, mouse brain, K562, rat brain lysates using Cytochrome C (7C10) antibody.

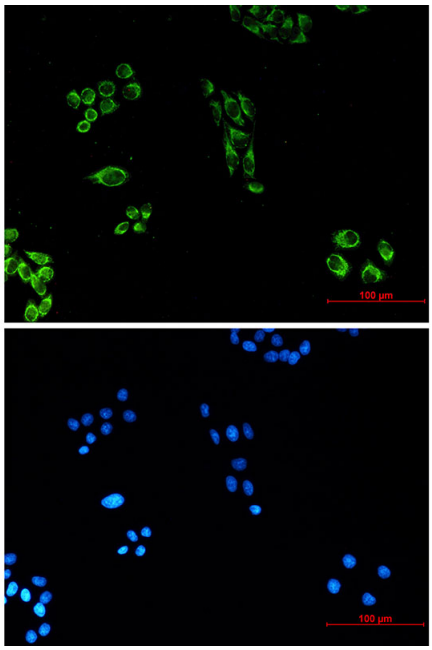

Immunocytochemistry analysis of Cytochrome C (7C1) (green) in Hela using Cytochrome C (7C1) antibody ,and DAPI(blue)

9051 Mira Mesa Blvd, #910094
San Diego, CA 92191
Tel: 760-390-3989

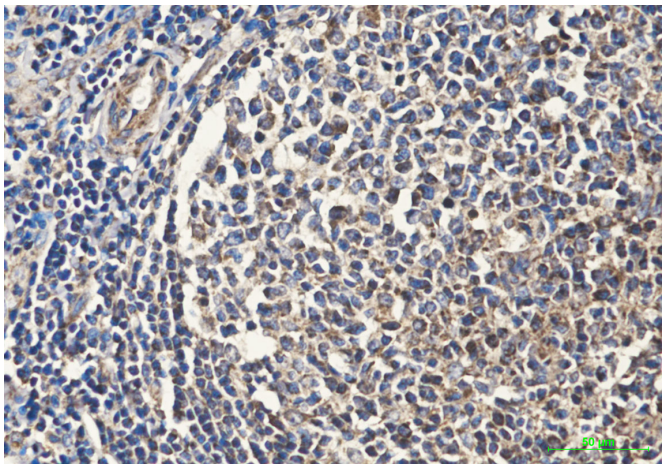

Immunohistochemistry analysis of paraffin-embedded uman tonsil tissue using Cytochrome C (7C10) antibody.High-pressure and temperature Sodium Citrate pH 6.0 was used for antigen retrieval.