9051 Mira Mesa Blvd, #910094
San Diego, CA 92191
Tel: 760-390-3989

DNA PKcs (6D1) Mouse mAb

ABZ3922

Product Overview

Name	DNA PKcs (6D1) Mouse mAb
Accession(Primary)	P78527
Host Species	Mouse
Clonality	Monoclonal
Isotype	IgG1
Species Reactivity	Human
Calculated MW	Calculated MW: 469 kDa; Observed MW: 450 kDa
Recommended Dilution	WB-1:500-1:1000; IHC-1:50-1:100; IF-1:50-1:200; IP-1:20

Target information (P78527)

Gene Name	PRKDC
About Gene Symbol	PRKDC (Protein Kinase, DNA-Activated, Catalytic Subunit) is a protein kinase and signaling regulator involved in cell signaling and proliferation. It is an important research target in cancer, cell signaling, and therapeutic target research and is widely studied to elucidate cellular mechanisms and identify therapeutic targets.

9051 Mira Mesa Blvd, #910094
San Diego, CA 92191
Tel: 760-390-3989

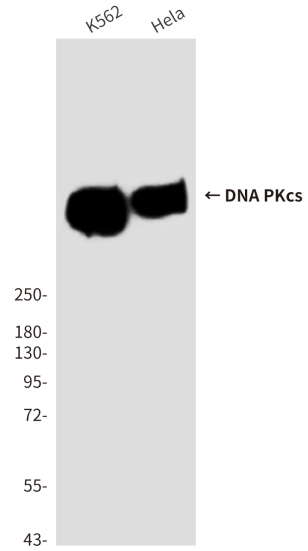

Western blot analysis of DNAPKcs in Hela and K562 lysates using DNAPKcs antibody.

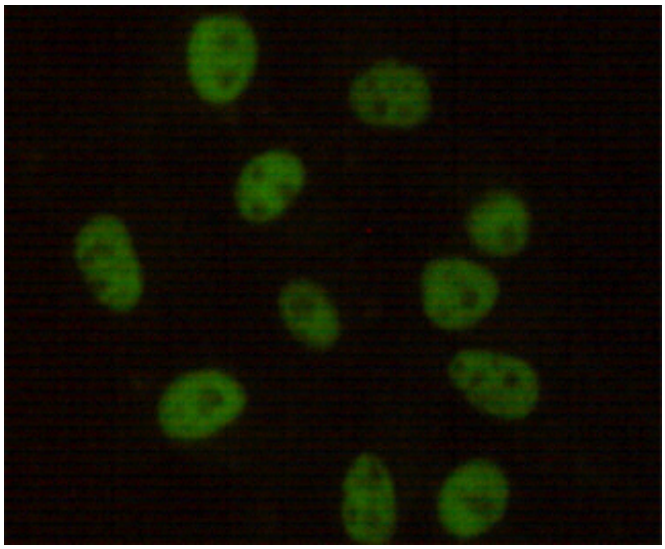

Immunocytochemistry analysis of DNA PKcs (6D1) in Hela using DNAPKcs antibody.

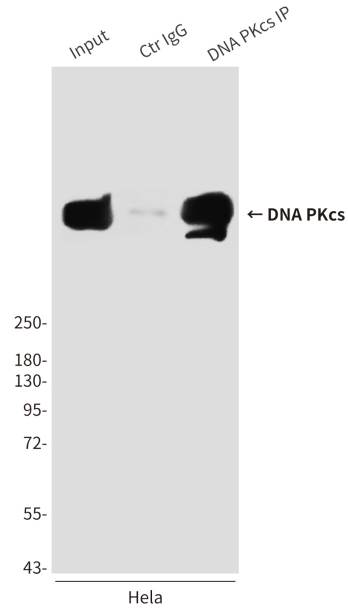

Immunoprecipitation analysis of DNA PKcs (6D1) in Hela lysates using DNAPKcs antibody.

9051 Mira Mesa Blvd, #910094
San Diego, CA 92191
Tel: 760-390-3989

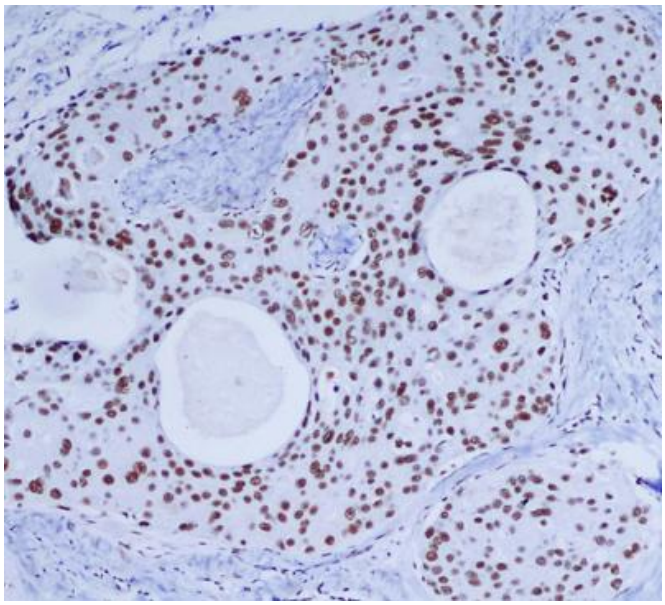

Immunohistochemistry analysis of paraffin-embedded Breast cancer using DNAPKcs antibody.High-pressure and temperature Sodium Citrate pH 6.0 was used for antigen retrieval.

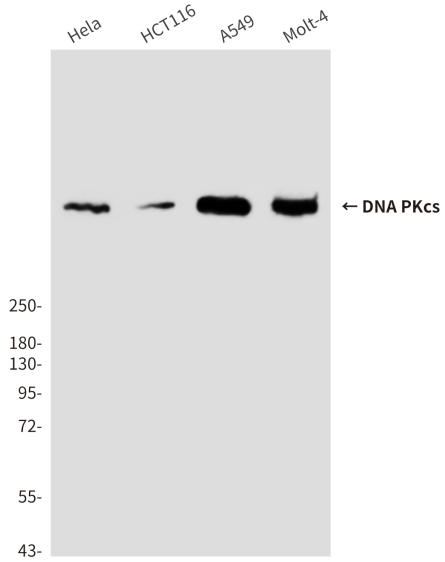

Western blot analysis of DNAPKcs in Hela, Molt4, A549 and HCT116 lysates using DNAPKcs antibody.