9051 Mira Mesa Blvd, #910094
San Diego, CA 92191
Tel: 760-390-3989

hHR23B (5H1) Mouse mAb

ABZ3939

Product Overview

Name	hHR23B (5H1) Mouse mAb
Accession(Primary)	P54727
Host Species	Mouse
Clonality	Monoclonal
Isotype	IgG2b
Species Reactivity	Human, Mouse, Rat, Cat, Hamster
Calculated MW	Calculated MW: 43 kDa; Observed MW: 58 kDa
Recommended Dilution	WB-1:500-1:1000; IHC-1:50-1:100; IF-1:50-1:200

Target information (P54727)

Gene Name	RAD23B
About Gene Symbol	RAD23B (RAD23 Homolog B, Nucleotide Excision Repair Protein) is a protein kinase and signaling regulator involved in cell signaling and proliferation. It is an important research target in cancer, cell signaling, and therapeutic target research and is widely studied to elucidate cellular mechanisms and identify therapeutic targets.

9051 Mira Mesa Blvd, #910094
San Diego, CA 92191
Tel: 760-390-3989

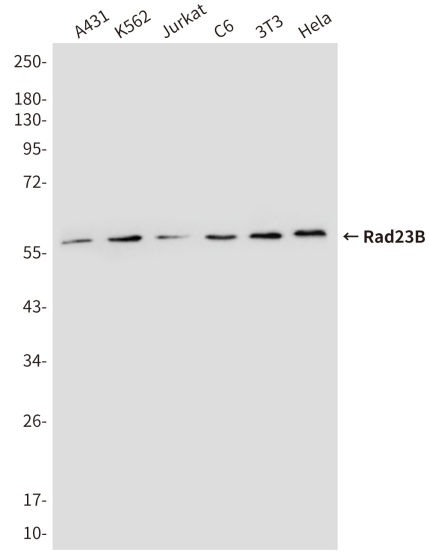

Western blot analysis of hHR23b in A431, K562, Jurkat, C6, 3T3 and Hela lysates using hHR23b antibody.

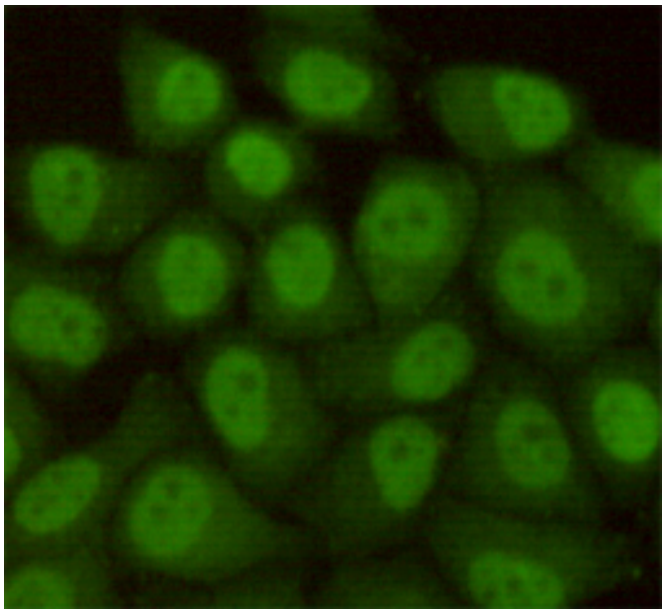

Immunocytochemistry analysis of Rad23B (5H1) in HeLa using hHR23b antibody.

9051 Mira Mesa Blvd, #910094
San Diego, CA 92191
Tel: 760-390-3989

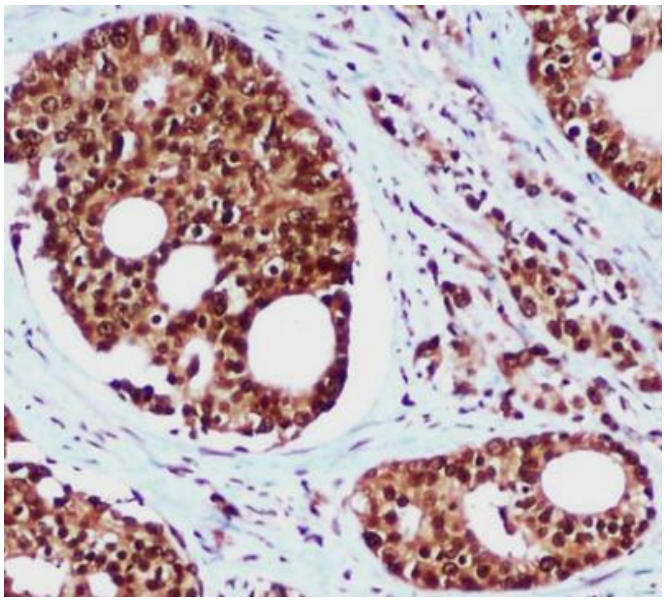

Immunohistochemistry analysis of paraffin-embedded Prostate Cancer using hHR23b antibody. High-pressure and temperature Sodium Citrate pH 6.0 was used for antigen retrieval.

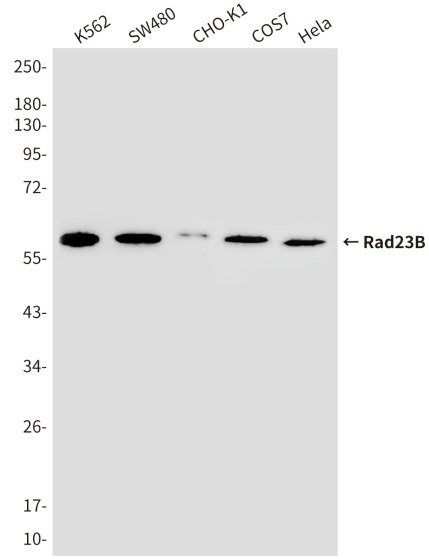

Western blot analysis of Rad23B (5H1) in K562, SW480, CHO-K1, 3T3 and COS7 lysates using Rad23B (5H1) antibody