9051 Mira Mesa Blvd, #910094
San Diego, CA 92191
Tel: 760-390-3989

ATP Citrate Lyase (3D9) Mouse mAb

ABZ3940

Product Overview

Name	ATP Citrate Lyase (3D9) Mouse mAb
Accession(Primary)	P53396
Host Species	Mouse
Clonality	Monoclonal
Isotype	IgG2a
Species Reactivity	Human, Mouse, Cat
Calculated MW	Calculated MW: 121 kDa; Observed MW: 121 kDa
Recommended Dilution	WB-1:500-1:1000; IF-1:50-1:200; FC-1:50-1:100

Target information (P53396)

Gene Name	ACLY
About Gene Symbol	ACLY (ATP Citrate Lyase) is a biosynthetic enzyme involved in cellular metabolism. It is an important research target in metabolic disease, cancer metabolism, and drug discovery and is widely studied to elucidate cellular mechanisms and identify therapeutic targets.

9051 Mira Mesa Blvd, #910094
San Diego, CA 92191
Tel: 760-390-3989

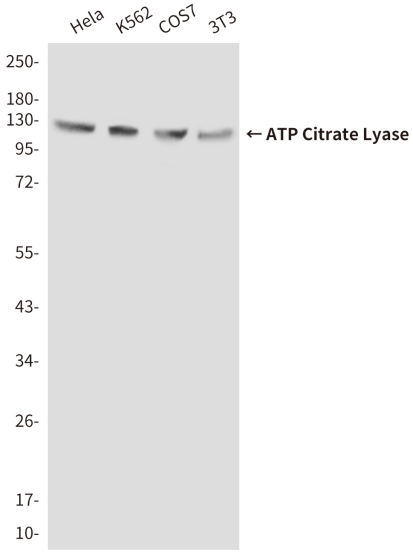

Western blot analysis of ATPCitrate Lyase in 3T3, K562, COS7 and Hela lysates using ATPCitrate Lyase antibody.

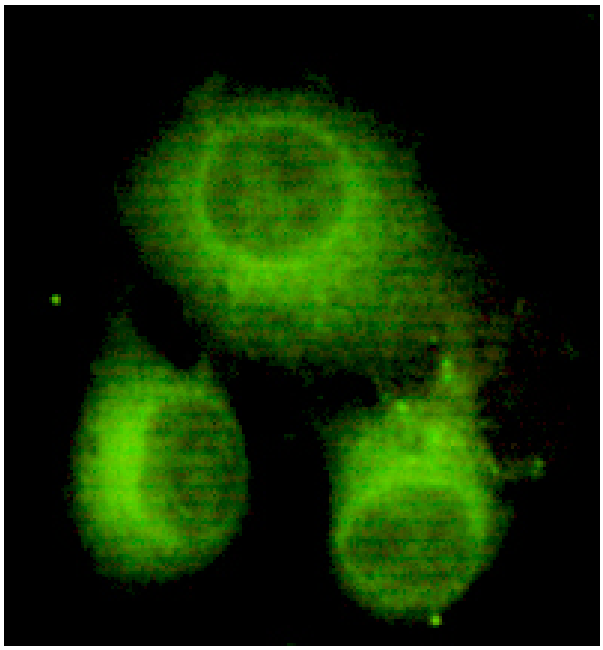

Immunocytochemistry analysis of ATP Citrate Lyase in HeLa cells using ATPCitrate Lyase (Cterminus) antibody.

9051 Mira Mesa Blvd, #910094
San Diego, CA 92191
Tel: 760-390-3989

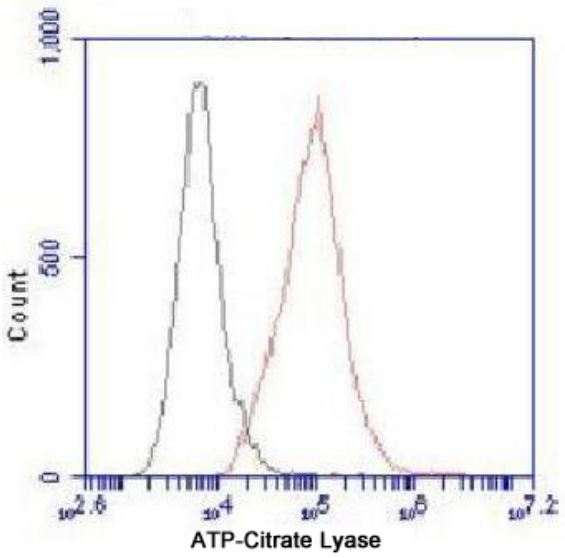

Flow Cytometry analysis of HeLa cells stained with ATPCitrate Lyase (red). Black line histogram represents the isotype control, normal mouse IgG