9051 Mira Mesa Blvd, #910094
San Diego, CA 92191
Tel: 760-390-3989

GSK3 beta Mouse mAb

ABZ3953

Product Overview

Name	GSK3 beta Mouse mAb
Accession(Primary)	P49841
Host Species	Mouse
Clonality	Monoclonal
Isotype	IgG1
Species Reactivity	Human, Mouse, Rat
Calculated MW	Calculated MW: 47 kDa; Observed MW: 47 kDa
Recommended Dilution	WB-1:500-1:1000; IHC-1:50-1:100; FC-1:50-1:100

Target information (P49841)

Gene Name	GSK3B
About Gene Symbol	GSK3B (Glycogen Synthase Kinase 3 Beta) is a serine/threonine protein kinase involved in cell signaling and proliferation. It is an important research target in cancer, cell signaling, and therapeutic target research and is widely studied to elucidate cellular mechanisms and identify therapeutic targets.

9051 Mira Mesa Blvd, #910094
San Diego, CA 92191
Tel: 760-390-3989

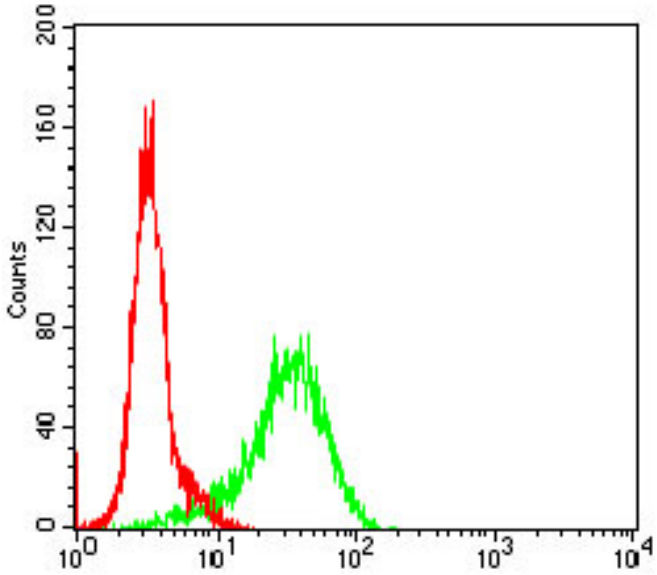

Flow Cytometry analysis of NIH/3T3 cells stained with GSK3B antibody (green) and negative control (red).

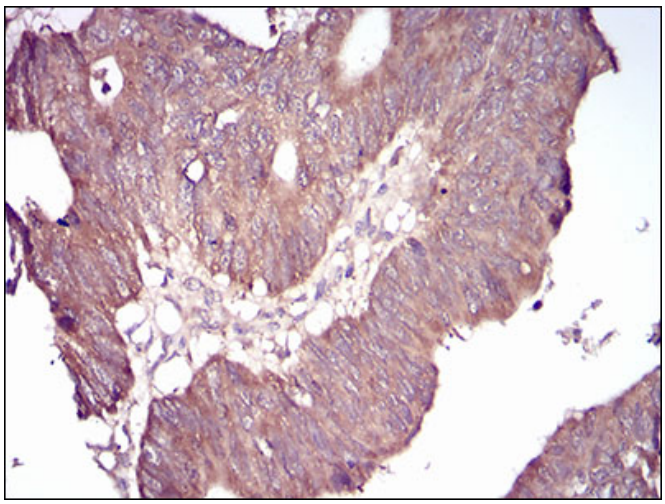

Immunohistochemistry analysis of paraffin-embedded rectum cancer tissues using GSK3B antibody with DAB staining.High-pressure and temperature Sodium Citrate pH 6.0 was used for antigen retrieval.

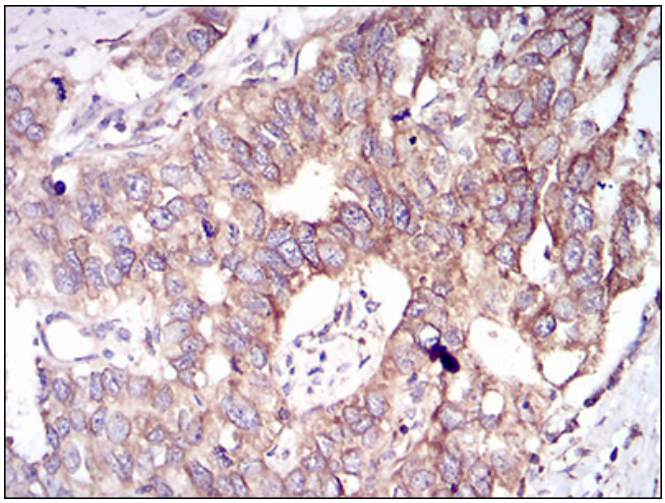

Immunohistochemistry analysis of paraffin-embedded esophageal cancer tissues using GSK3B antibody with DAB staining.High-pressure and temperature Sodium Citrate pH 6.0 was used for antigen retrieval.

9051 Mira Mesa Blvd, #910094
San Diego, CA 92191
Tel: 760-390-3989

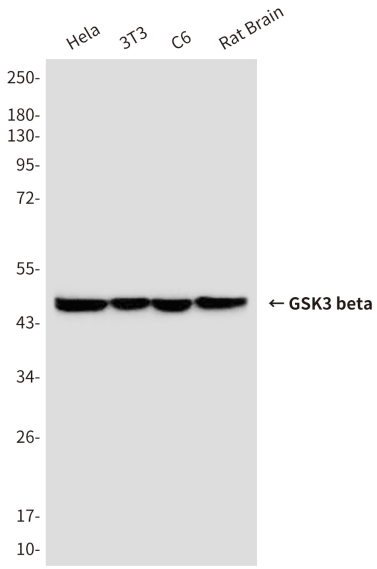

Western blot analysis of GSK3B antibody in Hela, 3T3, C6, rat Brain lysates using GSK3B antibody.