9051 Mira Mesa Blvd, #910094
San Diego, CA 92191
Tel: 760-390-3989

DDIT3 (7G7) Mouse mAb

ABZ3979

Product Overview

Name	DDIT3 (7G7) Mouse mAb
Accession(Primary)	P35638
Host Species	Mouse
Clonality	Monoclonal
Isotype	IgG1
Species Reactivity	Human, Mouse, Rat
Calculated MW	Calculated MW: 19 kDa; Observed MW: 27 kDa
Recommended Dilution	WB-1:500-1:1000; IHC-1:50-1:100; IF-1:50-1:200

Target information (P35638)

Gene Name	DDIT3
About Gene Symbol	DDIT3 (DNA Damage Inducible Transcript 3) is an epigenetic and nuclear regulatory protein involved in DNA damage response and repair. It is an important research target in epigenetic regulation, chromatin biology, and cancer research and is widely studied

9051 Mira Mesa Blvd, #910094
San Diego, CA 92191
Tel: 760-390-3989

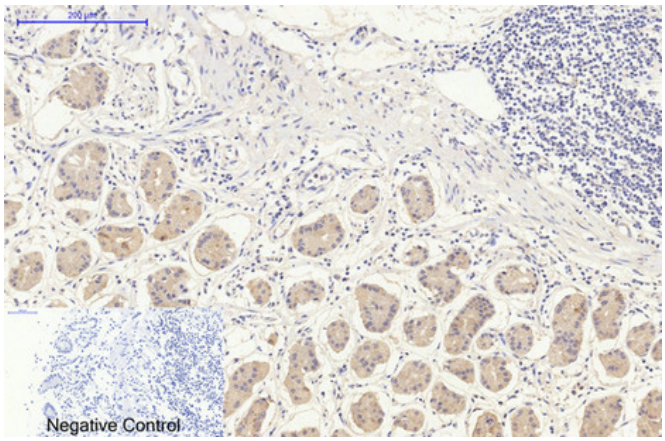

Immunohistochemistry analysis of paraffin-embedded Human stomach tissue using DDIT3 (7G7) antibody.High-pressure and temperature Sodium Citrate pH 6.0 was used for antigen retrieval.Negative control was used by secondary antibody only.

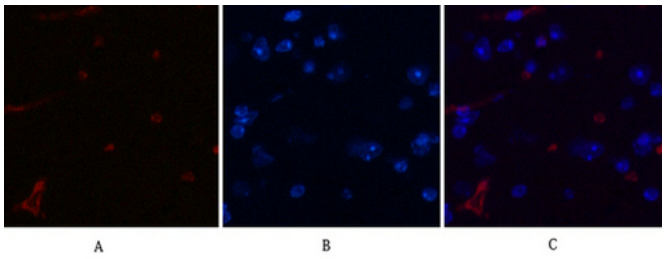

Immunofluorescence analysis of DDIT3 (7G7) in mouse brain tissue using DDIT3 (7G7) antibody(red),and DAPI (blue).

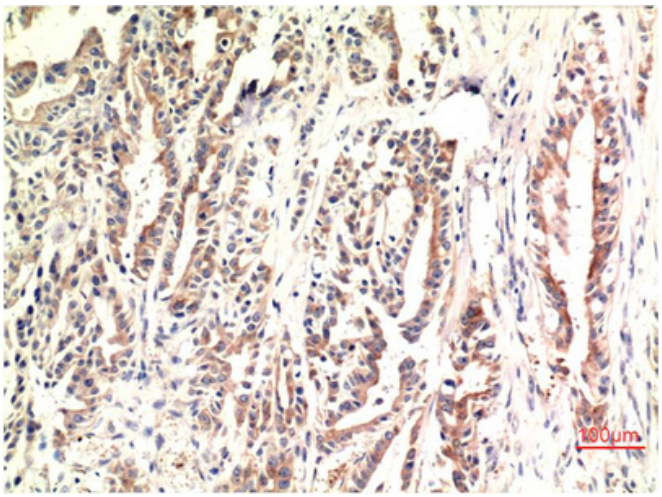

Immunohistochemistry analysis of paraffin-embedded Human Stomach Carcinoma Tissue using CHOP antibody. High-pressure and temperature Sodium Citrate pH 6.0 was used for antigen retrieval.

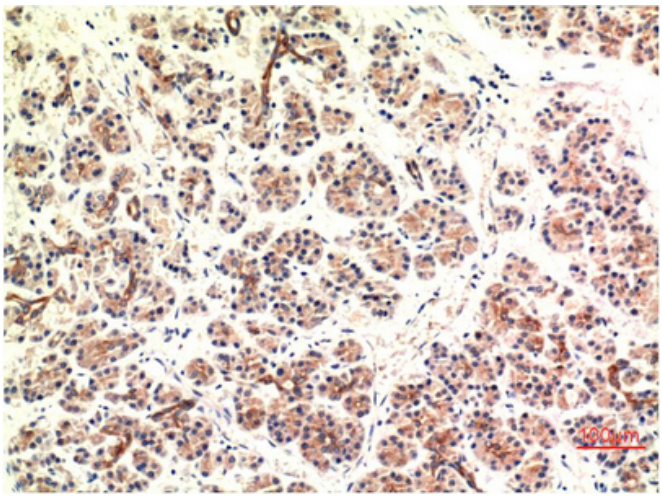

Immunohistochemistry analysis of paraffin-embedded Human Pancreas Carcinoma Tissue using CHOP antibody.High-pressure and temperature Sodium Citrate pH 6.0 was used for antigen retrieval.

9051 Mira Mesa Blvd, #910094
San Diego, CA 92191
Tel: 760-390-3989



Western blot analysis of DDIT3 in mouse Liver lysates using DDIT3 (7G7) antibody.