9051 Mira Mesa Blvd, #910094
San Diego, CA 92191
Tel: 760-390-3989

CD68 (9H5) Mouse mAb

ABZ3983

Product Overview

Name	CD68 (9H5) Mouse mAb
Accession(Primary)	P34810
Host Species	Mouse
Clonality	Monoclonal
Isotype	IgG1
Species Reactivity	Human, Mouse, Rat
Recommended Dilution	IHC-1:200-1:400; IF-1:50-1:200

Target information (P34810)

Gene Name CD68

About Gene Symbol

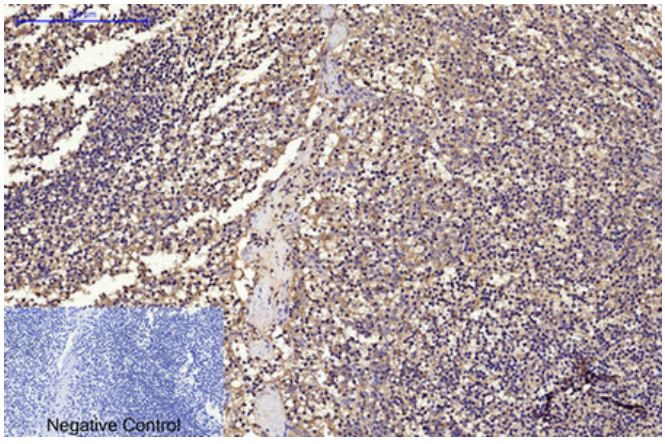

Immunohistochemistry analysis of paraffin-embedded Human Tonsil tissue using CD68 (9H5) antibody.High-pressure and temperature Sodium Citrate pH 6.0 was used for antigen retrieval.Negative control was used by secondary antibody only.

9051 Mira Mesa Blvd, #910094
San Diego, CA 92191
Tel: 760-390-3989

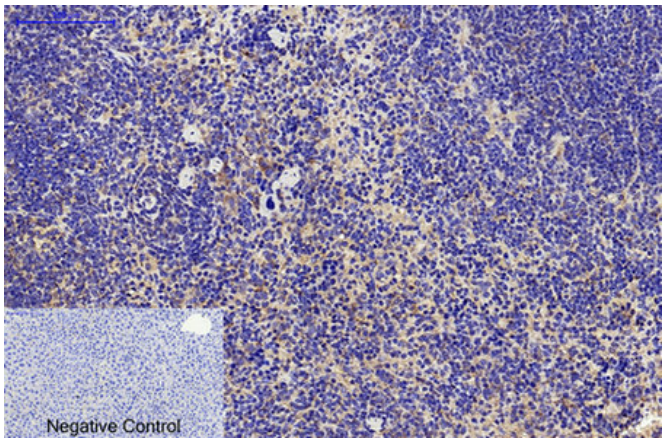

Immunohistochemical analysis of paraffin-embedded Human tonsils using CD68 (9H5) antibody.High-pressure and temperature Sodium Citrate pH 6.0 was used for antigen retrieval.Negative control was used by secondary antibody only.

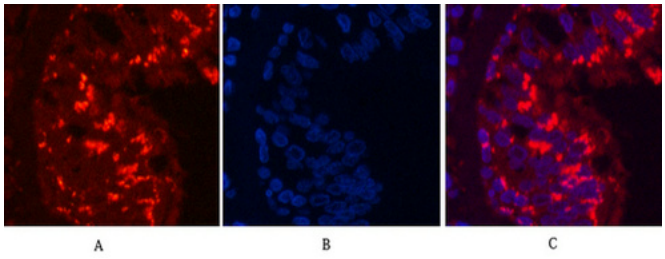

Immunofluorescence analysis of CD68 (9H5) in Human lungcancer tissue using CD68 (9H5) antibody(red)and DAPI (blue).

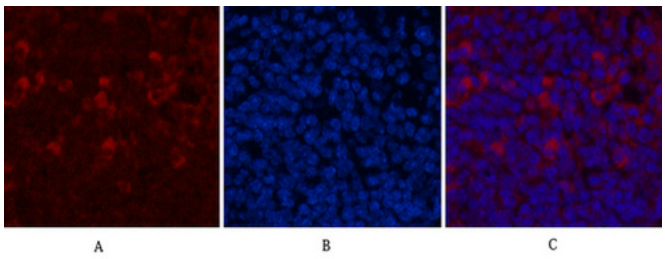

Immunofluorescence analysis of CD68 (9H5) in mouse spleen tissue using CD68 (9H5) antibody(6F3)(red),and DAPI (blue).

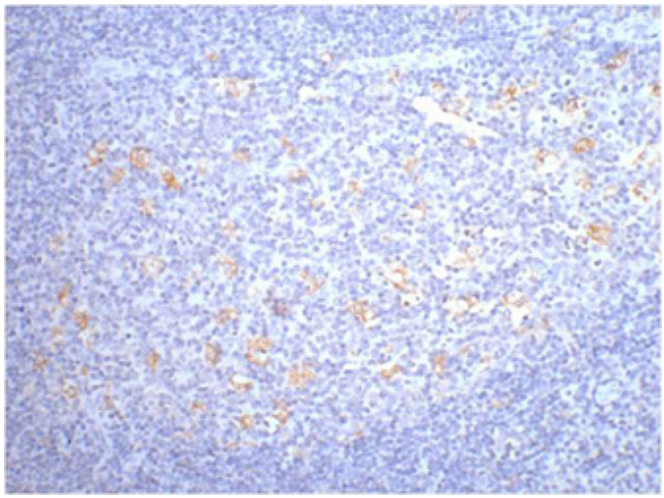

Immunohistochemistry analysis of paraffin-embedded Human tonsil tissue using CD68 (9H5) antibody.High-pressure and temperature Sodium Citrate pH 6.0 was used for antigen retrieval.