9051 Mira Mesa Blvd, #910094
San Diego, CA 92191
Tel: 760-390-3989

# AKT1/2/3 Mouse mAb

ABZ3986

## Product Overview

| | |
|---|---|
| **Name** | AKT1/2/3 Mouse mAb |
| **Accession(Primary)** | P31749 |
| **Host Species** | Mouse |
| **Clonality** | Monoclonal |
| **Isotype** | IgG1 |
| **Species Reactivity** | Human, Mouse, Rat |
| **Calculated MW** | Calculated MW: 56 kDa; Observed MW: 60 kDa |
| **Recommended Dilution** | WB-1:500-1:1000; IP-1:20 |

## Target information (P31749)

| | |
|---|---|
| **Gene Name** | AKT1/AKT2/AKT3 |
| **About Gene Symbol** | AKT1 (AKT Serine/Threonine Kinase 1) is a serine/threonine protein kinase involved in cell signaling and proliferation. It is an important research target in cancer research and is widely studied to elucidate cellular mechanisms and identify therapeutic targets. |

9051 Mira Mesa Blvd, #910094
San Diego, CA 92191
Tel: 760-390-3989

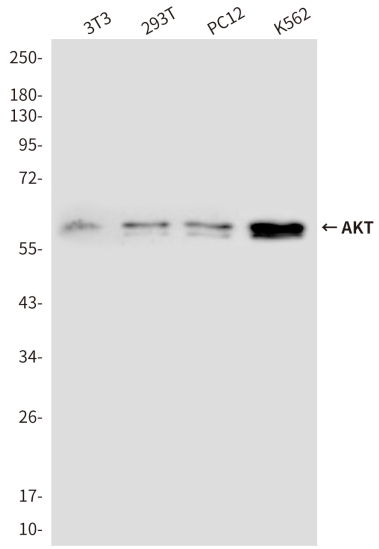


Western blot analysis of total AKT in 3T3, 293T, PC-12 and K562 lysates using AKT(pan) antibody.

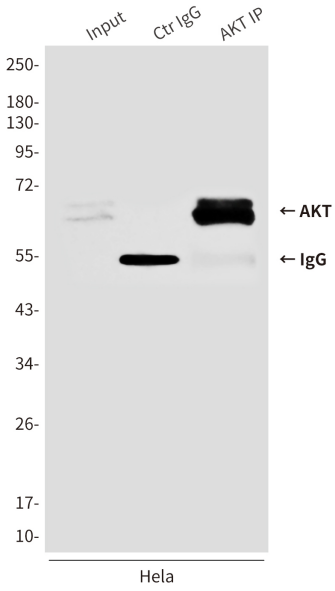


Immunoprecipitation analysis of AKT in Hela lysates using AKT(pan) antibody.

9051 Mira Mesa Blvd, #910094
San Diego, CA 92191
Tel: 760-390-3989

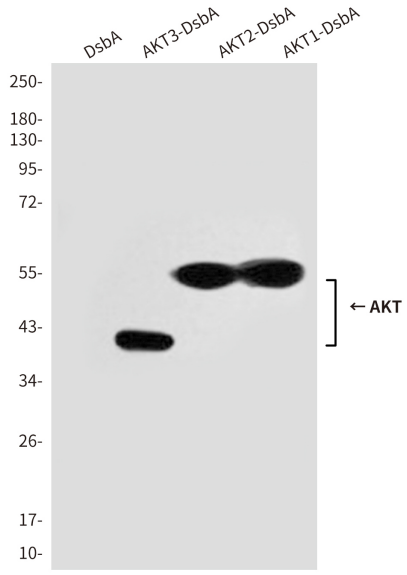


Western blot analysis of AKT1, AKT2, AKT3 and DSBA recombinant antigen using DSBA antibody,and(Right)AKT1, AKT2 and AKT3 recombinant antigen fragments using AKT(pan) antibody.