9051 Mira Mesa Blvd, #910094
San Diego, CA 92191
Tel: 760-390-3989

ERK1/2 (1B4) Mouse mAb

ABZ3991

Product Overview

Name	ERK1/2 (1B4) Mouse mAb
Accession(Primary)	P27361
Host Species	Mouse
Clonality	Monoclonal
Isotype	IgG1
Species Reactivity	Human, Mouse, Rat
Calculated MW	Calculated MW: 44,42 kDa; Observed MW: 44,42 kDa
Recommended Dilution	WB-1:500-1:1000; IHC-1:50-1:100

Target information (P27361)

Gene Name	MAPK3/MAPK1
About Gene Symbol	MAPK3 (Mitogen-Activated Protein Kinase 3) is a mitogen-activated protein kinase involved in MAPK/ERK signaling. It is an important research target in cancer, cell signaling, and therapeutic target research and is widely studied to elucidate cellular mechanisms and identify therapeutic targets.

9051 Mira Mesa Blvd, #910094
San Diego, CA 92191
Tel: 760-390-3989



Western blot analysis of ERK1/2 (1B4)in Hela lysates, mouse Brain lysates, rat Brain lysates using ERK1/2 antibody.

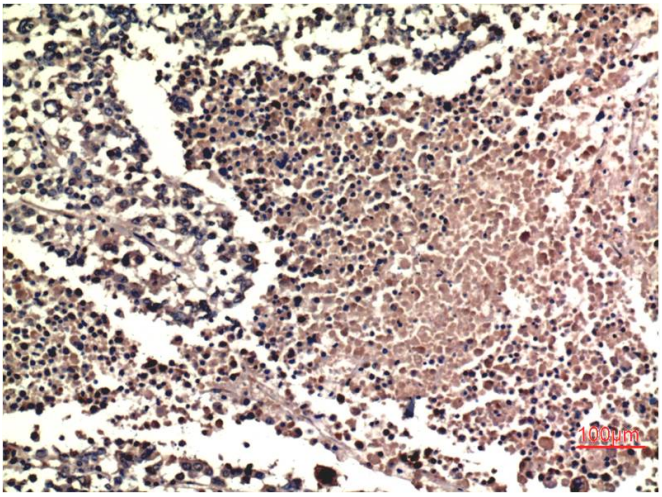

Immunohistochemistry analysis of paraffin-embedded Human Lung Carcinoma Tissue using ERK1/2 antibody.High-pressure and temperature Sodium Citrate pH 6.0 was used for antigen retrieval.

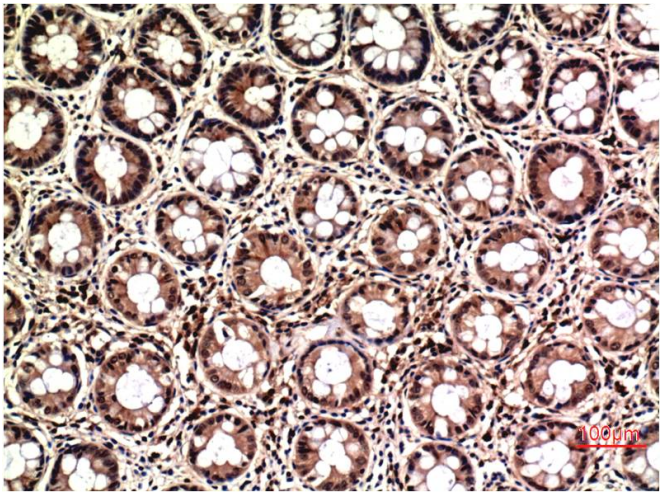

Immunohistochemistry analysis of paraffin-embedded Human Colon Carcinoma Tissue using ERK1/2 antibody. High-pressure and temperature Sodium Citrate pH 6.0 was used for antigen retrieval.