9051 Mira Mesa Blvd, #910094
San Diego, CA 92191
Tel: 760-390-3989

# PI3 Kinase p85 alpha (3H5) Mouse mAb

ABZ3995

## Product Overview

| | |
|---|---|
| **Name** | PI3 Kinase p85 alpha (3H5) Mouse mAb |
| **Accession(Primary)** | P27986 |
| **Host Species** | Mouse |
| **Clonality** | Monoclonal |
| **Isotype** | IgG1 |
| **Species Reactivity** | Human, Mouse, Rat |
| **Calculated MW** | Calculated MW: 84 kDa; Observed MW: 84 kDa |
| **Recommended Dilution** | WB-1:500-1:1000; IHC-1:50-1:100 |

## Target information (P27986)

**Gene Name** PIK3R1

**About Gene Symbol**

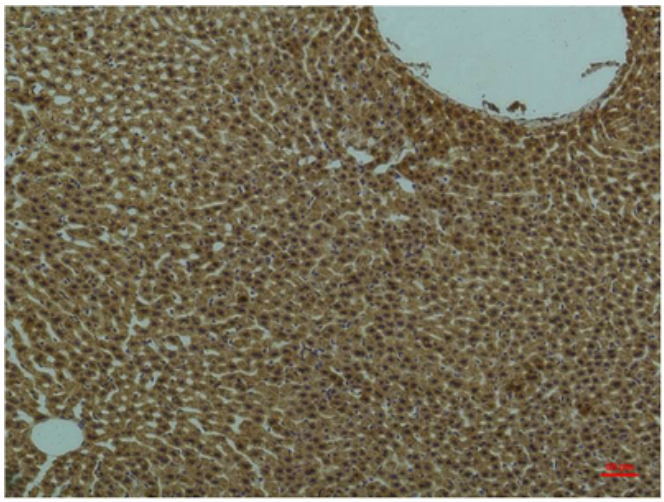

Immunohistochemistry analysis of paraffin-embedded rat Liver Tissue using PI3 Kinase p85 alpha (3H5) antibody.High-pressure and temperature Sodium Citrate pH 6.0 was used for antigen retrieval.

9051 Mira Mesa Blvd, #910094
San Diego, CA 92191
Tel: 760-390-3989

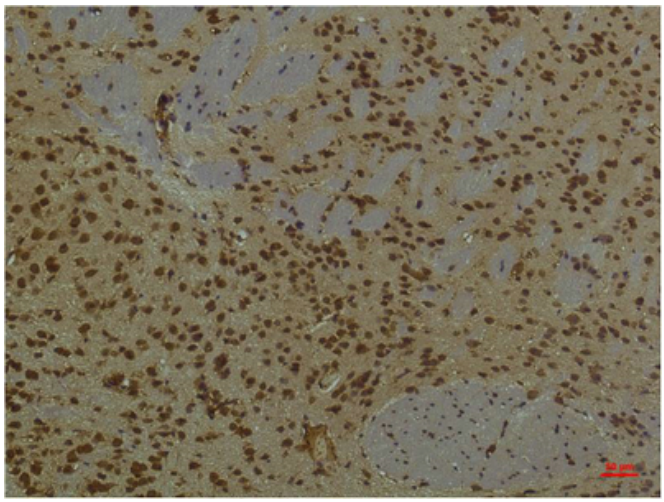

Immunohistochemical analysis of paraffin-embedded Human tonsils using PI3 Kinase p85 alpha (3H5) antibody.High-pressure and temperature Sodium Citrate pH 6.0 was used for antigen retrieval.

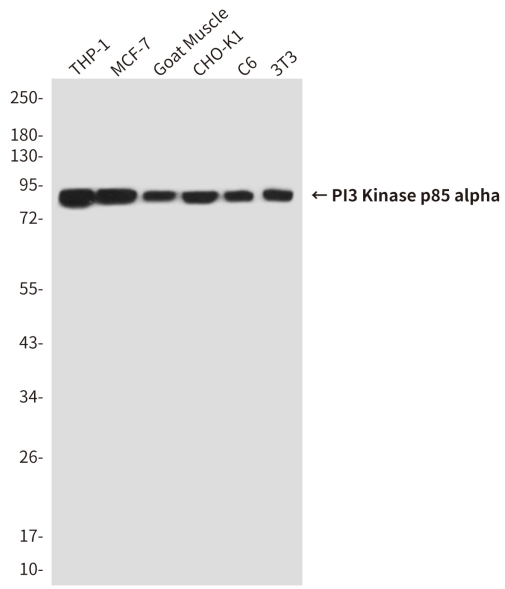


Western blot analysis of PI3 Kinase p85 alpha (3H5) in THP-1, MCF-7, Goat Muscle, CHO-K1, C6, 3T3 lysates using PI3 Kinase p85 alpha (3H5) antibody

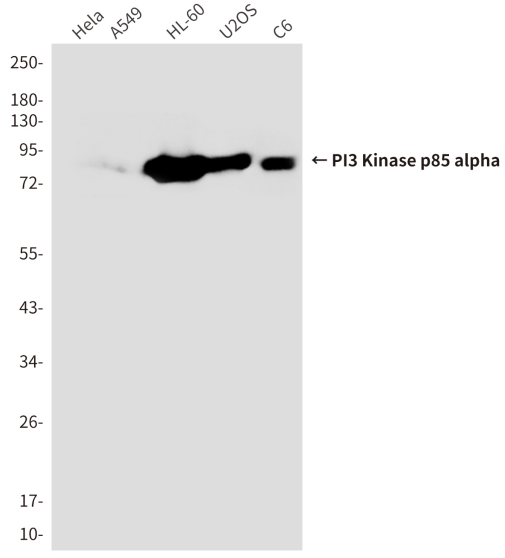


Western blot analysis of PI3 Kinase p85 alpha (3H5) in Hela, A549, HL-60, U2OS, C6 lysates using PI3 Kinase p85 alpha (3H5) antibody.

9051 Mira Mesa Blvd, #910094
San Diego, CA 92191
Tel: 760-390-3989