9051 Mira Mesa Blvd, #910094
San Diego, CA 92191
Tel: 760-390-3989

PI3 Kinase p85 alpha (1C8) Mouse mAb

ABZ3996

Product Overview

Name	PI3 Kinase p85 alpha (1C8) Mouse mAb
Accession(Primary)	P27986
Host Species	Mouse
Clonality	Monoclonal
Isotype	IgG1
Species Reactivity	Human, Mouse, Rat
Calculated MW	Calculated MW: 84 kDa; Observed MW: 84 kDa
Recommended Dilution	WB-1:500-1:1000; IHC-1:50-1:100

Target information (P27986)

Gene Name PIK3R1

About Gene Symbol

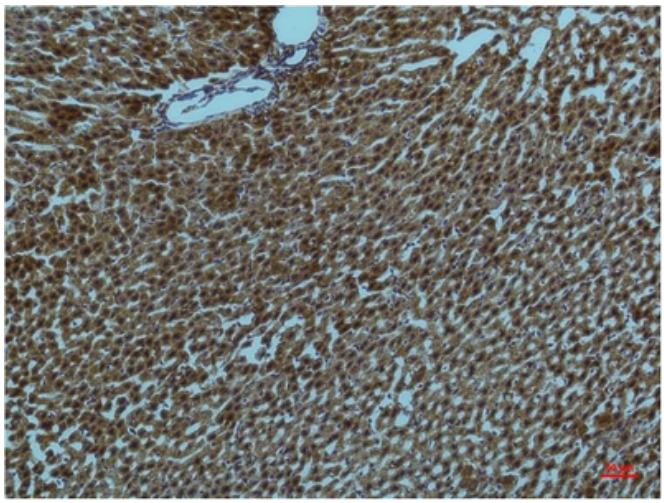

Immunohistochemistry analysis of paraffin-embedded rat Liver Tissue using PI3 Kinase p85 alpha (1C8) antibody.High-pressure and temperature Sodium Citrate pH 6.0 was used for antigen retrieval.

9051 Mira Mesa Blvd, #910094
San Diego, CA 92191
Tel: 760-390-3989

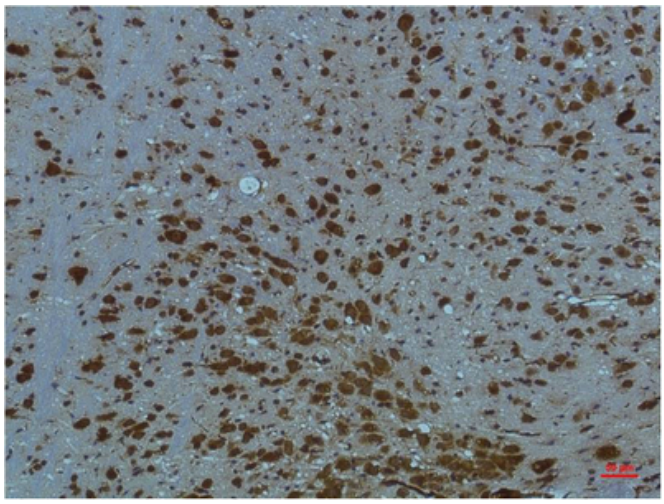

Immunohistochemical analysis of paraffin-embedded Human tonsils using PI3 Kinase p85 alpha (1C8) antibody.High-pressure and temperature Sodium Citrate pH 6.0 was used for antigen retrieval.

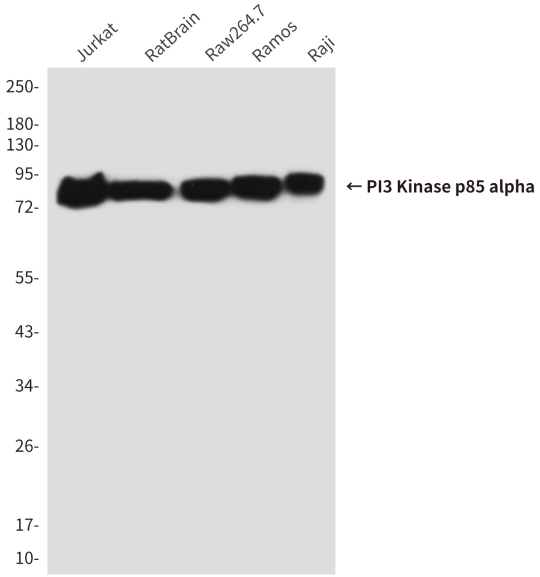

Western blot analysis of PI3 Kinase p85 alpha (1C8) in Jurkat, rat Brain, Raw264.7, Ramos, Raji lysates using PI3 Kinase p85 alpha (1C8) antibody

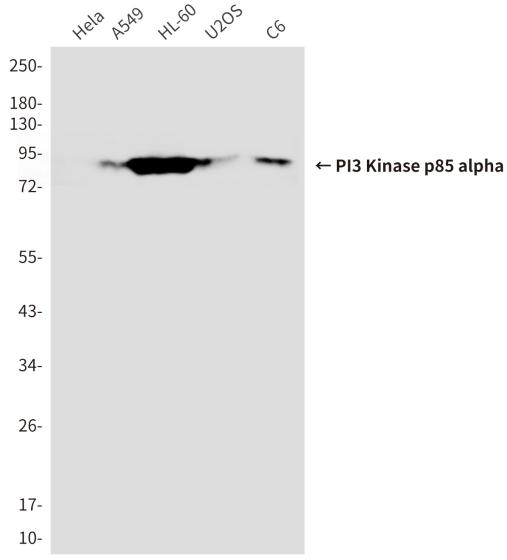

Western blot analysis of PI3 Kinase p85 alpha (1C8) in Hela, A549, HL-60, U2OS, C6 lysates using PI3 Kinase p85 alpha (1C8) antibody.

9051 Mira Mesa Blvd, #910094
San Diego, CA 92191
Tel: 760-390-3989