9051 Mira Mesa Blvd, #910094
San Diego, CA 92191
Tel: 760-390-3989

Galectin 3 (7G9) Mouse mAb

ABZ4004

Product Overview

Name	Galectin 3 (7G9) Mouse mAb
Accession(Primary)	P17931
Host Species	Mouse
Clonality	Monoclonal
Isotype	IgG1
Species Reactivity	Human, Mouse
Calculated MW	Calculated MW: 26 kDa; Observed MW: 26 kDa
Recommended Dilution	WB-1:500-1:1000; IHC-1:50-1:100; ELISA-1:10000

Target information (P17931)

Gene Name	LGALS3
About Gene Symbol	LGALS3 (Galectin 3) is an extracellular matrix laminin protein involved in adaptive immunity. It is an important research target in cell signaling, drug discovery, and cancer research and is widely studied to elucidate cellular mechanisms and identify therapeutic targets.

9051 Mira Mesa Blvd, #910094
San Diego, CA 92191
Tel: 760-390-3989

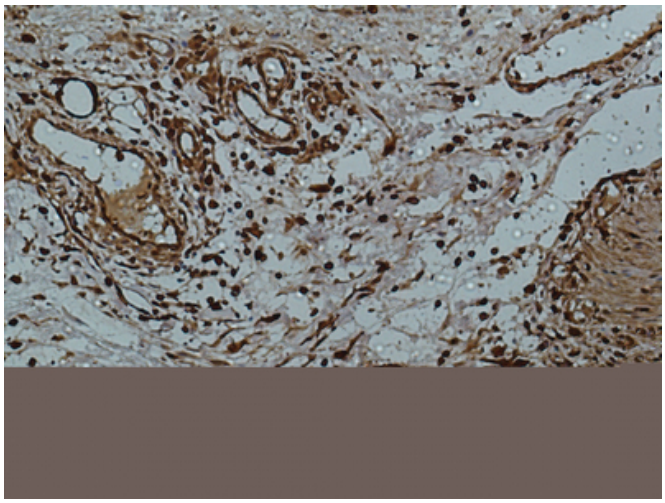

Immunohistochemistry analysis of paraffin-embedded Human colon using Galectin 3 (7G9) antibody.High-pressure and temperature Sodium Citrate pH 6.0 was used for antigen retrieval.

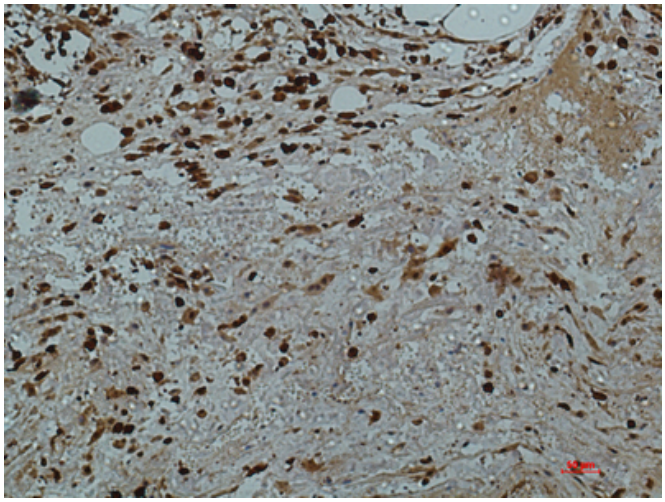

Immunohistochemical analysis of paraffin-embedded Human tonsils using Galectin 3 (7G9) antibody.High-pressure and temperature Sodium Citrate pH 6.0 was used for antigen retrieval.



Western blot analysis of Galectin 3 (7G9) in CHO-K1, Hela lysates using Galectin 3 (7G9) antibody

9051 Mira Mesa Blvd, #910094
San Diego, CA 92191
Tel: 760-390-3989

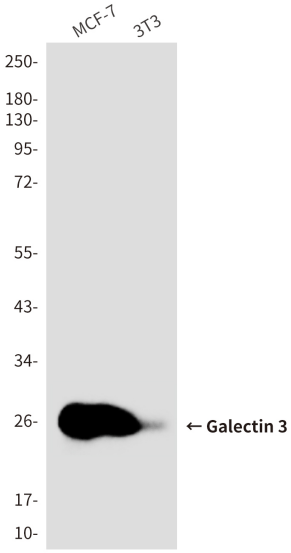

Western blot analysis of Galectin 3 (7G9) in MCF-7, 3T3 lysates using Galectin 3 (7G9) antibody.