9051 Mira Mesa Blvd, #910094
San Diego, CA 92191
Tel: 760-390-3989

GAP43 Mouse mAb

ABZ4006

Product Overview

Name	GAP43 Mouse mAb
Accession(Primary)	P17677
Host Species	Mouse
Clonality	Monoclonal
Isotype	IgG1
Species Reactivity	Human, Mouse, Rat
Calculated MW	Calculated MW: 25 kDa; Observed MW: 38,43 kDa
Recommended Dilution	WB-1:500-1:1000; IHC-1:50-1:100

Target information (P17677)

Gene Name	GAP43
About Gene Symbol	GAP43 (Growth Associated Protein 43) is a membrane receptor involved in receptor-mediated signaling. It is an important research target in cell signaling, drug discovery, and cancer research and is widely studied to elucidate cellular mechanisms and identify therapeutic targets.

9051 Mira Mesa Blvd, #910094
San Diego, CA 92191
Tel: 760-390-3989



Western blot analysis of GAP43 (10C7)in Hela, 293T, mouse Brain, rat Brain lysates using GAP43 antibody.

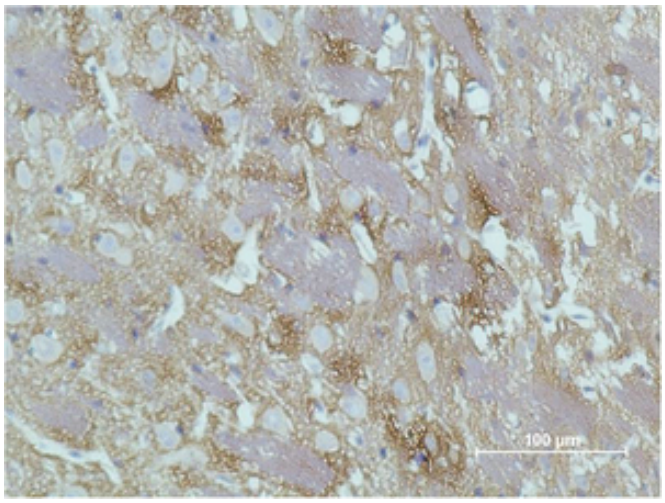

Immunohistochemistry analysis of paraffin-embedded rat Brain Tissue using GAP43 antibody.High-pressure and temperature Sodium Citrate pH 6.0 was used for antigen retrieval.

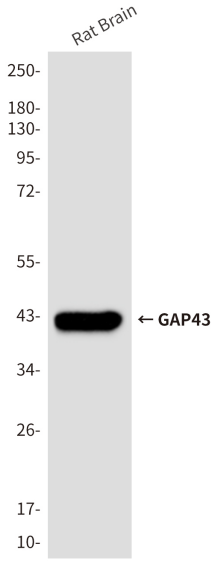

Western blot analysis of GAP43 (10C7) in rat Brain lysates using GAP43 (1C7) antibody.

9051 Mira Mesa Blvd, #910094
San Diego, CA 92191
Tel: 760-390-3989