9051 Mira Mesa Blvd, #910094
San Diego, CA 92191
Tel: 760-390-3989

CD4 (7H9) Mouse mAb

ABZ4028

Product Overview

Name	CD4 (7H9) Mouse mAb
Accession(Primary)	P01730
Host Species	Mouse
Clonality	Monoclonal
Isotype	IgG1
Species Reactivity	Human, Mouse, Rat
Recommended Dilution	IHC-1:50-1:100 ; IF-1:50-1:200

Target information (P01730)

Gene Name CD4

About Gene Symbol

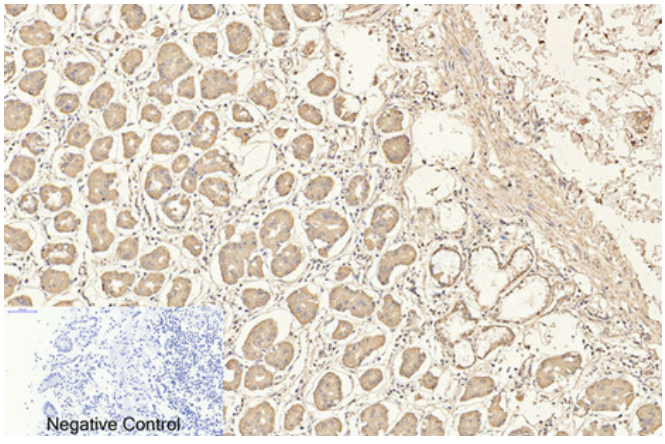

Immunohistochemistry analysis of paraffin-embedded Human stomach tissue using CD4 (7H9) antibody.High-pressure and temperature Sodium Citrate pH 6.0 was used for antigen retrieval.Negative control was used by secondary antibody only.

9051 Mira Mesa Blvd, #910094
San Diego, CA 92191
Tel: 760-390-3989

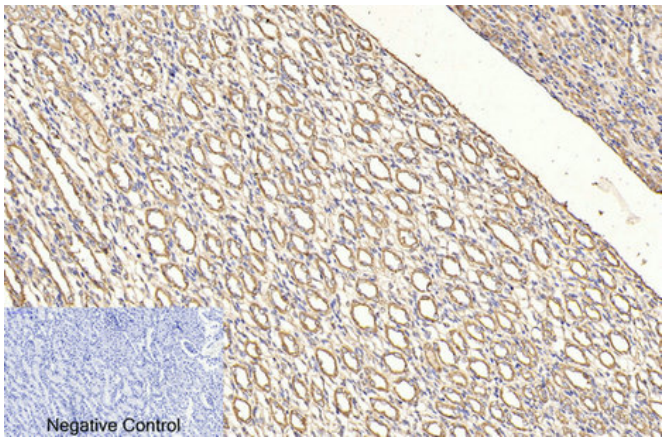

Immunohistochemical analysis of paraffin-embedded Human tonsils using CD4 (7H9) antibody.High-pressure and temperature Sodium Citrate pH 6.0 was used for antigen retrieval.Negative control was used by secondary antibody only.

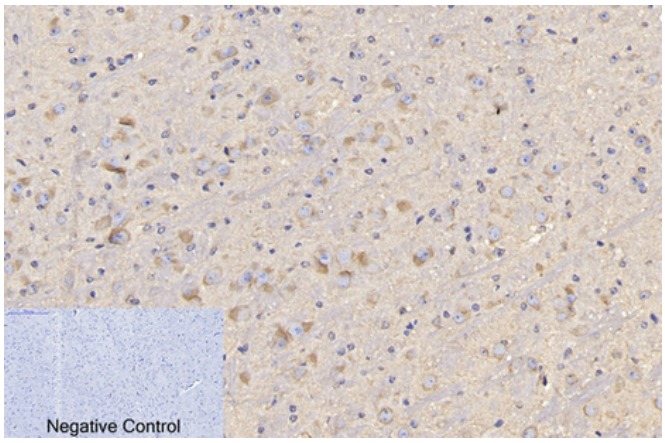

Immunohistochemistry analysis of paraffin-embedded mouse brain tissue using CD4 antibody. High-pressure and temperature Sodium Citrate pH 6.0 was used for antigen retrieval. Negative control was used by secondary antibody only.

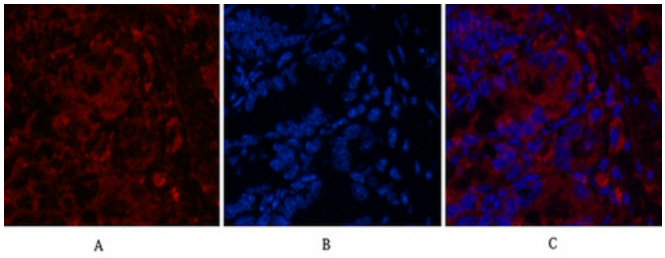

Immunofluorescence analysis of CD4 (7H9) in mouse colon tissue using CD4 (7H9) antibody(11A1)(red),and DAPI (blue).

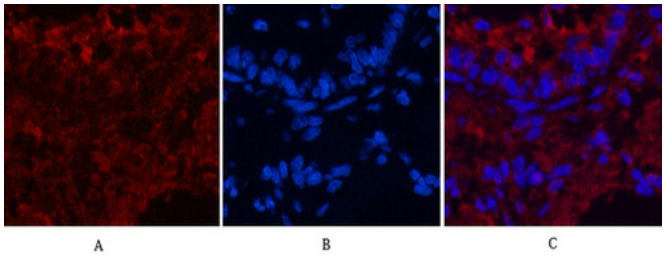

Immunofluorescence analysis of CD4 (7H9) in rat lung using CD4 antibody(11A1)(red),and DAPI (blue).

9051 Mira Mesa Blvd, #910094
San Diego, CA 92191
Tel: 760-390-3989

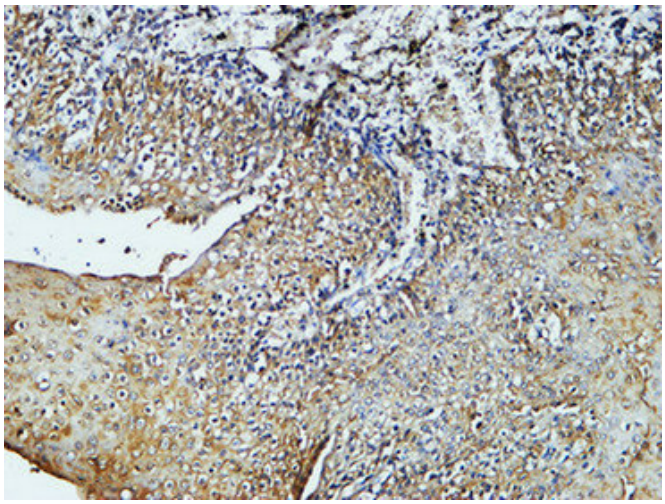

Immunohistochemistry analysis of paraffin-embedded Human Amygdala using CD4 (7H9) antibody.High-pressure and temperature Tris-EDTA pH 8.0 was used for antigen retrieval.