9051 Mira Mesa Blvd, #910094
San Diego, CA 92191
Tel: 760-390-3989

TGF beta 1 (4C1) Mouse mAb

ABZ4033

Product Overview

Name	TGF beta 1 (4C1) Mouse mAb
Accession(Primary)	P01137
Host Species	Mouse
Clonality	Monoclonal
Isotype	IgG1
Species Reactivity	Human, Mouse, Rat
Recommended Dilution	IHC-1:50-1:100

Target information (P01137)

Gene Name	TGFB1
About Gene Symbol	TGFB1 (Transforming Growth Factor Beta 1) is a formin actin nucleator involved in TGF-β signaling. It is an important research target in immunology, inflammation, and cancer research and is widely studied to elucidate cellular mechanisms and identify therapeutic targets.

9051 Mira Mesa Blvd, #910094
San Diego, CA 92191
Tel: 760-390-3989

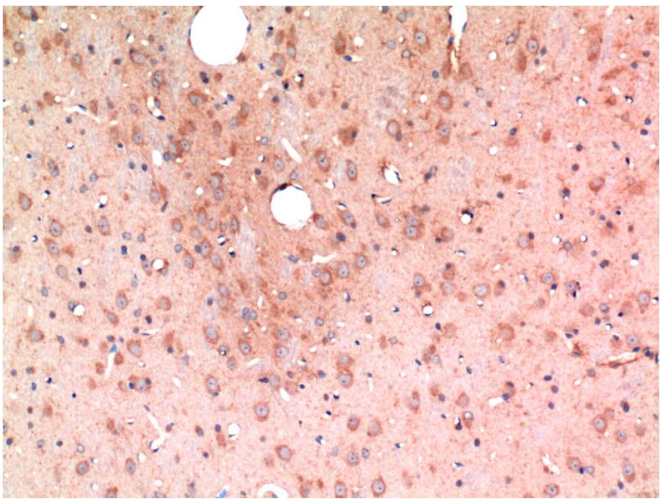

Immunohistochemistry analysis of paraffin-embedded rat Brain Tissue using TGF beta 1 (4C1) antibody.High-pressure and temperature Sodium Citrate pH 6.0 was used for antigen retrieval.

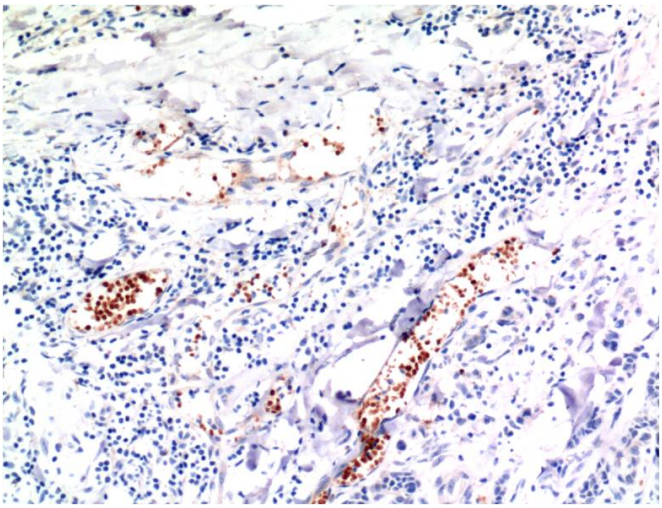

Immunohistochemical analysis of paraffin-embedded Human tonsils using TGF beta 1 (4C1) antibody.High-pressure and temperature Sodium Citrate pH 6.0 was used for antigen retrieval.

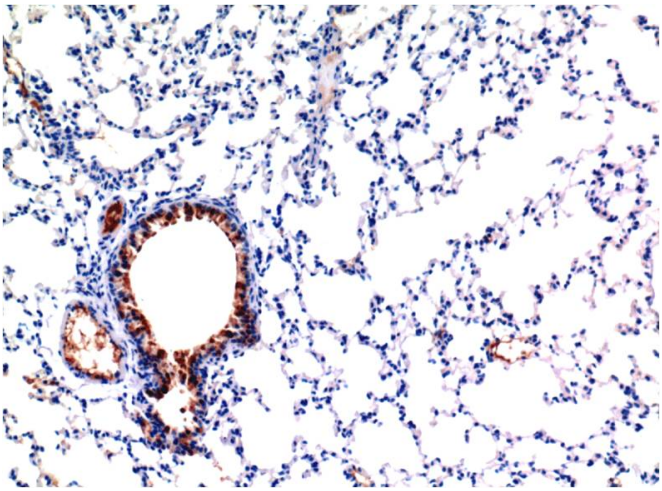

Immunohistochemistry analysis of paraffin-embedded mouse Lung Tissue using TGF beta 1 (4C1) antibody. High-pressure and temperature Sodium Citrate pH 6.0 was used for antigen retrieval.