9051 Mira Mesa Blvd, #910094
San Diego, CA 92191
Tel: 760-390-3989

TGF beta 1 (8F6) Mouse mAb

ABZ4034

Product Overview

Name	TGF beta 1 (8F6) Mouse mAb
Accession(Primary)	P01137
Host Species	Mouse
Clonality	Monoclonal
Isotype	IgG1
Species Reactivity	Human, Mouse, Rat
Calculated MW	Calculated MW: 44 kDa; Observed MW: 12,25,45-65 kDa
Recommended Dilution	WB-1:500-1:1000; IHC-1:50-1:100

Target information (P01137)

Gene Name	TGFB1
About Gene Symbol	TGFB1 (Transforming Growth Factor Beta 1) is a formin actin nucleator involved in TGF-β signaling. It is an important research target in immunology, inflammation, and cancer research and is widely studied to elucidate cellular mechanisms and identify therapeutic targets.

9051 Mira Mesa Blvd, #910094
San Diego, CA 92191
Tel: 760-390-3989

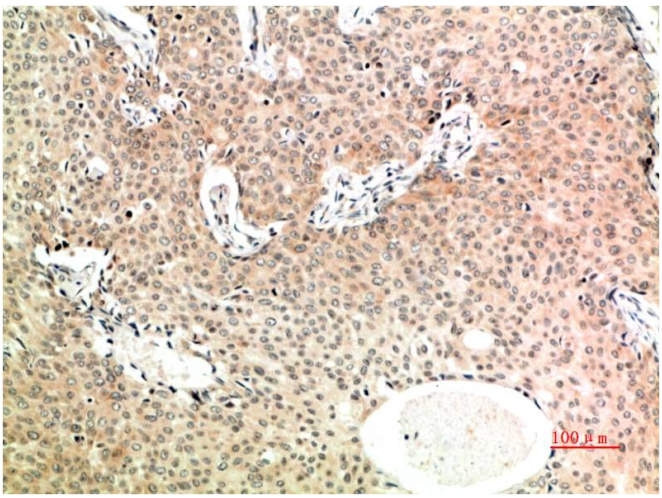

Immunohistochemistry analysis of paraffin-embedded Human Breast Carcinoma Tissue using TGF beta 1 (8F6) antibody.High-pressure and temperature Sodium Citrate pH 6.0 was used for antigen retrieval.

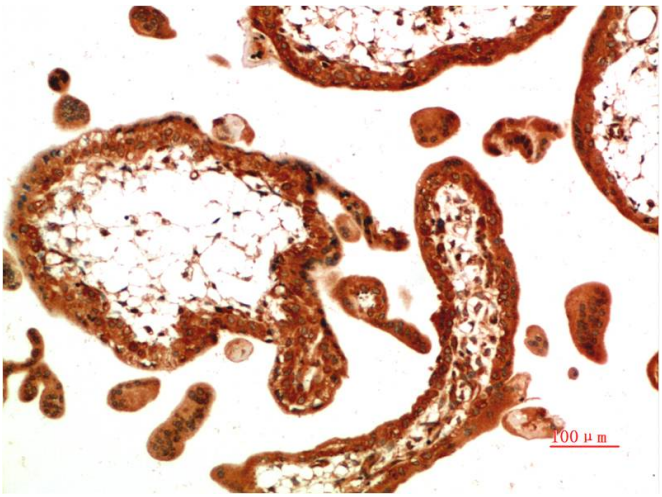

Immunohistochemistry analysis of paraffin-embedded Human Placental Tissue using TGF beta 1 (8F6) antibody. High-pressure and temperature Sodium Citrate pH 6.0 was used for antigen retrieval.

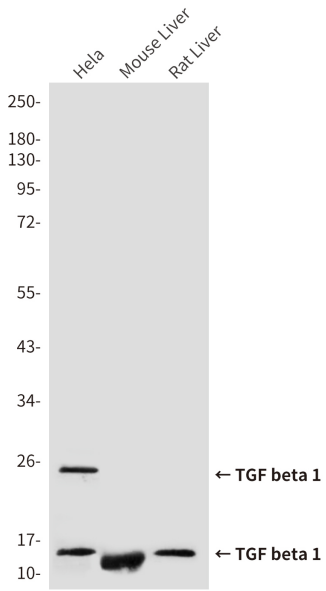

Western blot analysis of TGF beta 1 (8F6)in Hela lysates, mouse Liver lysates, rat Liver lysates using TGF&beta 1 antibody.