9051 Mira Mesa Blvd, #910094
San Diego, CA 92191
Tel: 760-390-3989

EGFR (6H11) Mouse mAb

ABZ4046

Product Overview

Name	EGFR (6H11) Mouse mAb
Accession(Primary)	P00533
Host Species	Mouse
Clonality	Monoclonal
Isotype	IgG1
Species Reactivity	Human, Cat
Calculated MW	Calculated MW: 134 kDa; Observed MW: 175 kDa
Recommended Dilution	WB-1:500-1:1000; IF-1:50-1:200; IP-1:20

Target information (P00533)

Gene Name	EGFR
About Gene Symbol	EGFR (Epidermal Growth Factor Receptor) is a receptor tyrosine kinase involved in immune signaling. It is an important research target in cancer research and is widely studied to elucidate cellular mechanisms and identify therapeutic targets.

9051 Mira Mesa Blvd, #910094
San Diego, CA 92191
Tel: 760-390-3989

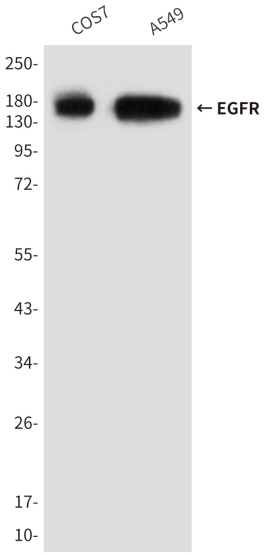

Western blot analysis of EGFR in A549 and COS7 lysates using EGFR antibody.

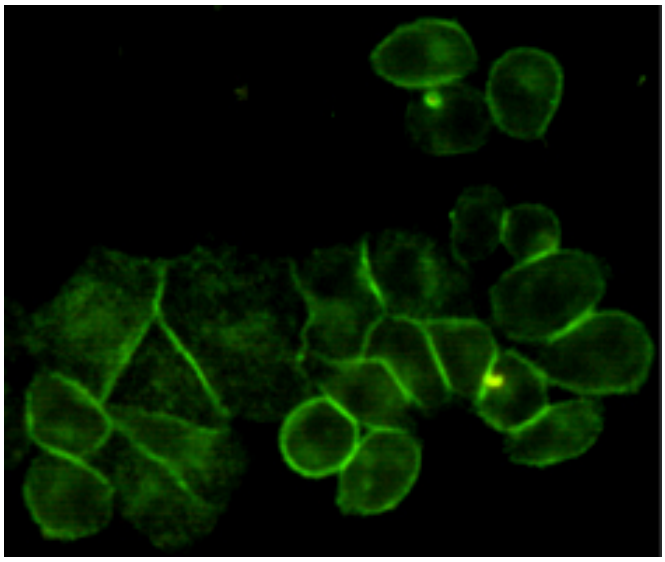

Immunocytochemistry analysis of EGFR (6H11) in HeLa using EGFR antibody.

9051 Mira Mesa Blvd, #910094
San Diego, CA 92191
Tel: 760-390-3989

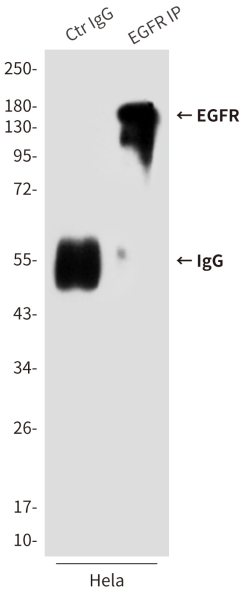

Immunoprecipitation analysis of EGFR (6H11) in Hela lysates using EGFR antibody.

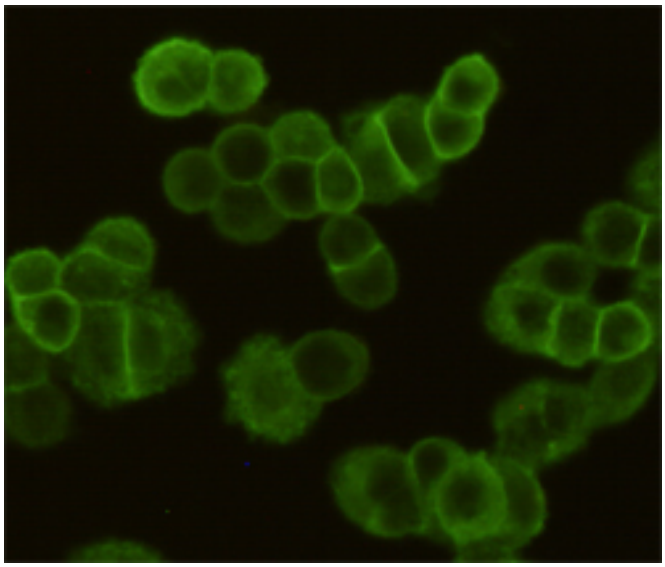

Immunocytochemistry analysis of EGFR in MDA-MB-468 cells using EGFR antibody.

9051 Mira Mesa Blvd, #910094
San Diego, CA 92191
Tel: 760-390-3989

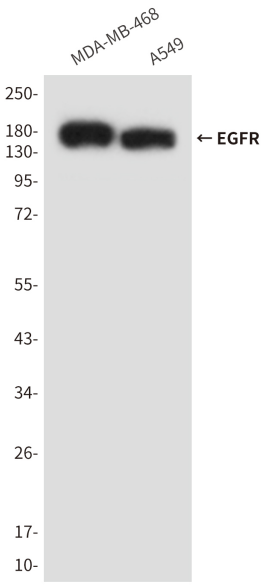

Western blot analysis of EGFR in A549 and MDA-MB-468 lysates using EGFR antibody.