9051 Mira Mesa Blvd, #910094
San Diego, CA 92191
Tel: 760-390-3989

CD23 (3D1) Mouse mAb

ABZ4059

Product Overview

Name	CD23 (3D1) Mouse mAb
Accession(Primary)	P06734
Host Species	Mouse
Clonality	Monoclonal
Isotype	IgG1
Species Reactivity	Human, Mouse, Rat
Recommended Dilution	IHC-1:50-1:100; IF-1:50-1:200

Target information (P06734)

Gene Name FCER2

About Gene Symbol

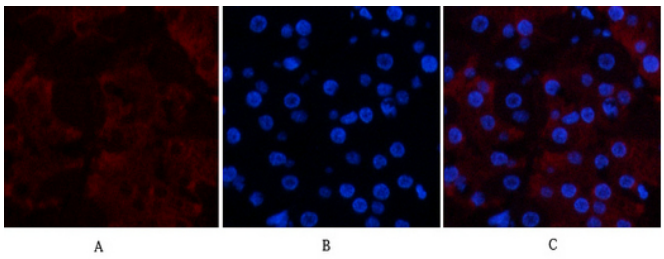

Immunofluorescence analysis of CD23 (3D1) in Human stomach using CD23 (3D1) antibody(red),and DAPI (blue).

9051 Mira Mesa Blvd, #910094
San Diego, CA 92191
Tel: 760-390-3989

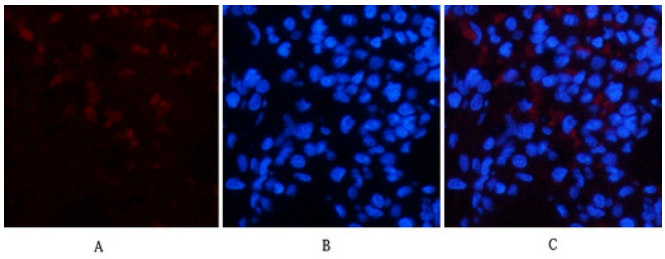

Immunofluorescence analysis of CD23 (3D1) in rat lung tissue using CD23 antibody(1E9)(red),and DAPI (blue).

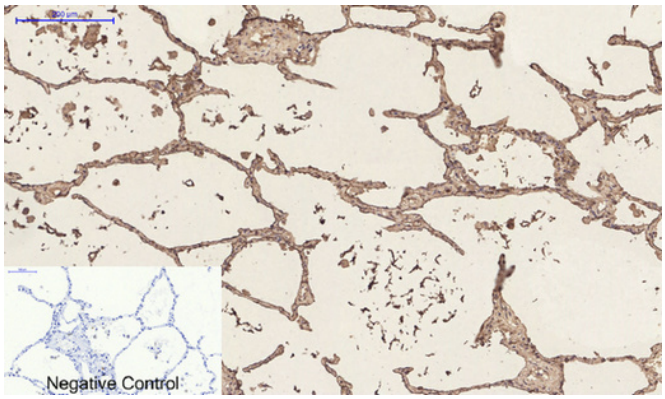

Immunohistochemistry analysis of paraffin-embedded Human lung tissue using CD23 antibody. High-pressure and temperature Sodium Citrate pH 6.0 was used for antigen retrieval. Negative control was used by secondary antibody only.

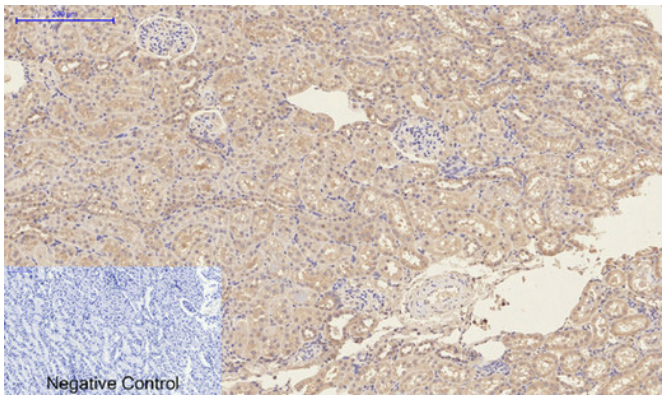

Immunohistochemistry analysis of paraffin-embedded rat kidney tissue using CD23 antibody.High-pressure and temperature Sodium Citrate pH 6.0 was used for antigen retrieval.Negative control was used by secondary antibody only.

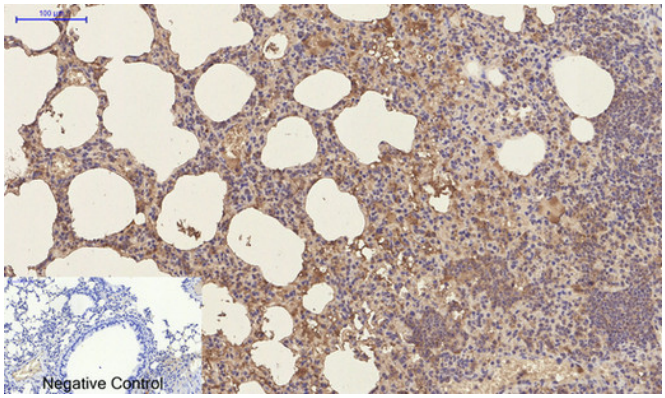

Immunohistochemistry analysis of paraffin-embedded mouse lung tissue using CD23 antibody.High-pressure and temperature Sodium Citrate pH 6.0 was used for antigen retrieval. Negative control was used by secondary antibody only.

9051 Mira Mesa Blvd, #910094
San Diego, CA 92191
Tel: 760-390-3989

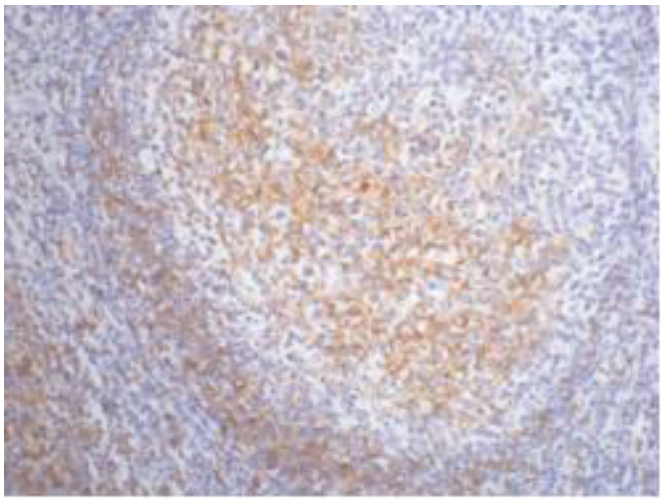

Immunohistochemistry analysis of paraffin-embedded Human tonsil tissue using CD23 (3D1) antibody.High-pressure and temperature Sodium Citrate pH 6.0 was used for antigen retrieval.