9051 Mira Mesa Blvd, #910094
San Diego, CA 92191
Tel: 760-390-3989

CD21 (3B1) Mouse mAb

ABZ4061

Product Overview

Name	CD21 (3B1) Mouse mAb
Accession(Primary)	P20023
Host Species	Mouse
Clonality	Monoclonal
Isotype	IgG1
Species Reactivity	Human, Mouse, Rat
Recommended Dilution	IHC-1:50-1:100; IF-1:50-1:200

Target information (P20023)

Gene Name CR2

About Gene Symbol

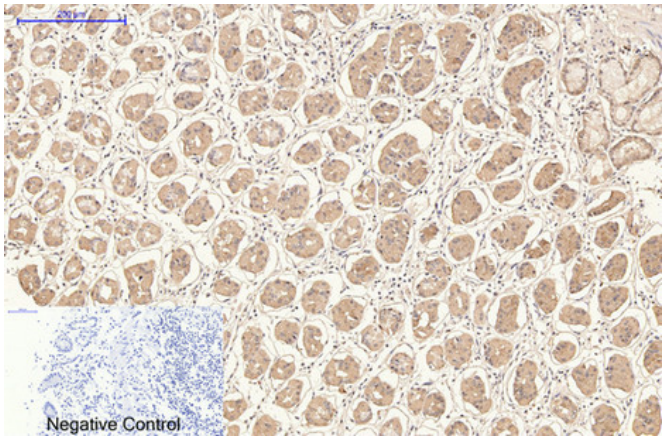

Immunohistochemistry analysis of paraffin-embedded Human stomach tissue using CD21 (3B1) antibody.High-pressure and temperature Sodium Citrate pH 6.0 was used for antigen retrieval.Negative control was used by secondary antibody only.

9051 Mira Mesa Blvd, #910094
San Diego, CA 92191
Tel: 760-390-3989

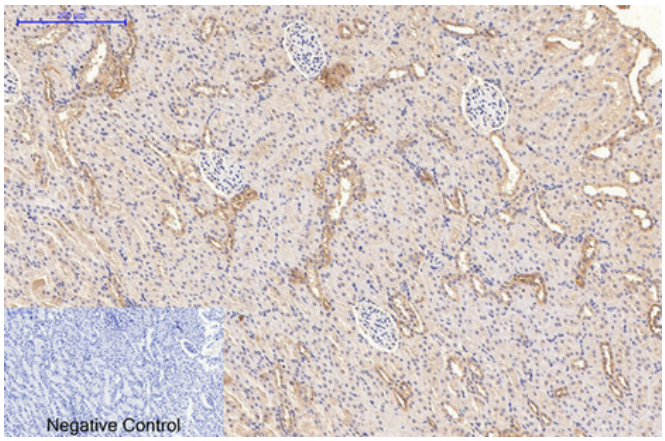

Immunohistochemical analysis of paraffin-embedded Human tonsils using CD21 (3B1) antibody.High-pressure and temperature Sodium Citrate pH 6.0 was used for antigen retrieval.Negative control was used by secondary antibody only.

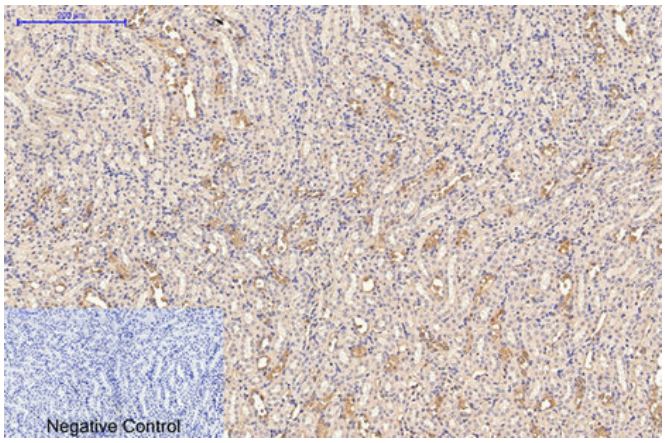

Immunohistochemistry analysis of paraffin-embedded mouse kidney tissue using CD21 antibody. High-pressure and temperature Sodium Citrate pH 6.0 was used for antigen retrieval. Negative control was used by secondary antibody only.

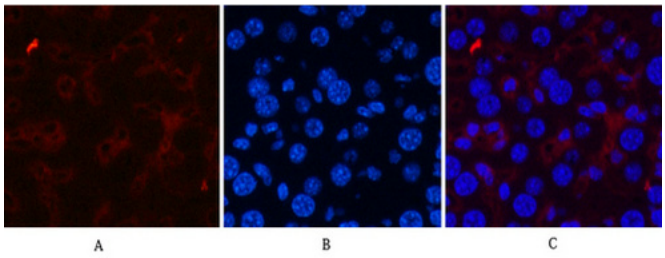

Immunofluorescence analysis of CD21 (3B1) in mouse liver tissue using CD21 (3B1) antibody(2C5)(red),and DAPI (blue).

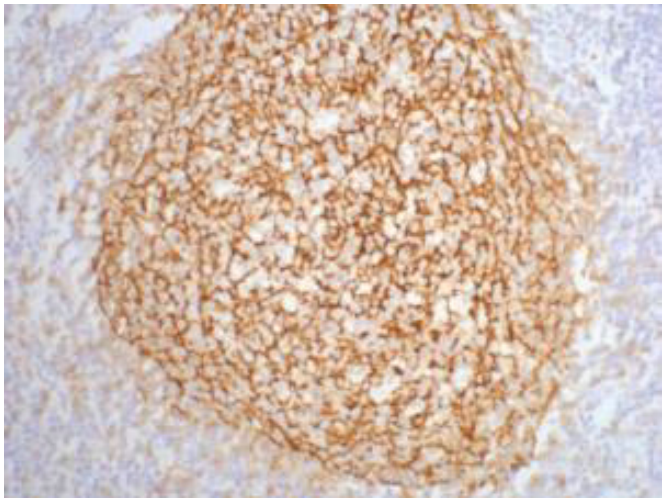

Immunohistochemistry analysis of paraffin-embedded Human tonsil tissue using CD21 (3B1) antibody.High-pressure and temperature Sodium Citrate pH 6.0 was used for antigen retrieval.