9051 Mira Mesa Blvd, #910094
San Diego, CA 92191
Tel: 760-390-3989

CD15 Mouse mAb

ABZ4062

Product Overview

Name	CD15 Mouse mAb
Accession(Primary)	P22083
Host Species	Mouse
Clonality	Monoclonal
Isotype	IgG1
Species Reactivity	Human
Recommended Dilution	IHC-1:50-1:100; IF-1:50-1:200

Target information (P22083)

Gene Name FUT4

About Gene Symbol

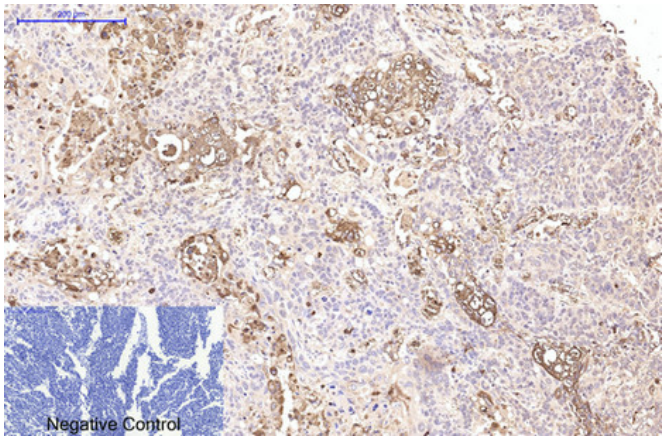

Immunohistochemistry analysis of paraffin-embedded Human lung cancer tissue using CD15 (8C10) antibody.High-pressure and temperature Sodium Citrate pH 6.0 was used for antigen retrieval.Negative control was used by secondary antibody only.

9051 Mira Mesa Blvd, #910094
San Diego, CA 92191
Tel: 760-390-3989

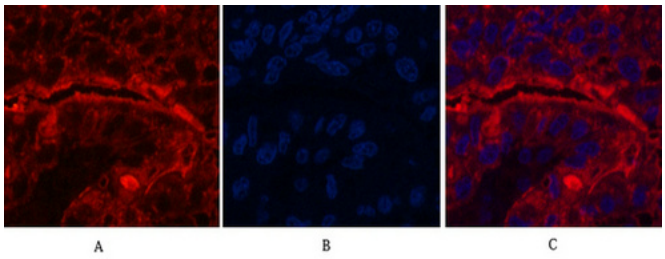

Immunofluorescence analysis of CD15 (8C10) in Human livercancer tissue using CD15 antibody(red),and DAPI (blue).

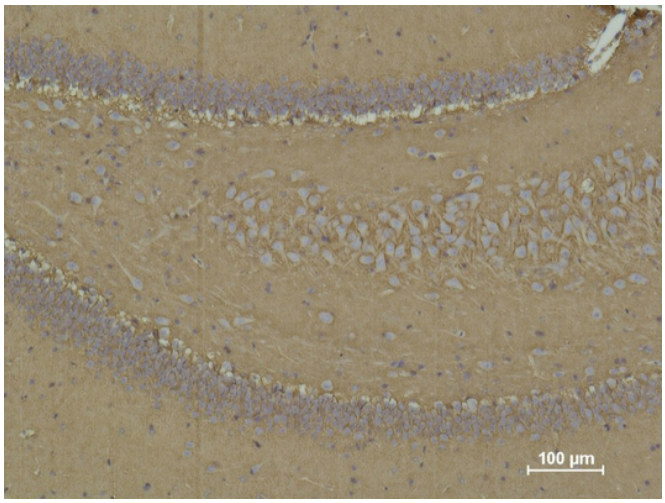

Immunohistochemistry analysis of paraffin-embedded rat Brain Tissue using CD 15 antibody. High-pressure and temperature Sodium Citrate pH 6.0 was used for antigen retrieval.

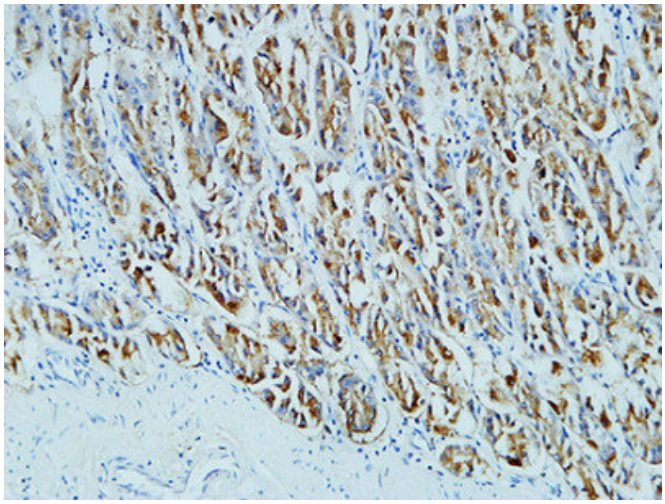

Immunohistochemistry analysis of paraffin-embedded Human stomach using CD15 (8C10) antibody.High-pressure and temperature Tris-EDTA pH 8.0 was used for antigen retrieval.

9051 Mira Mesa Blvd, #910094
San Diego, CA 92191
Tel: 760-390-3989

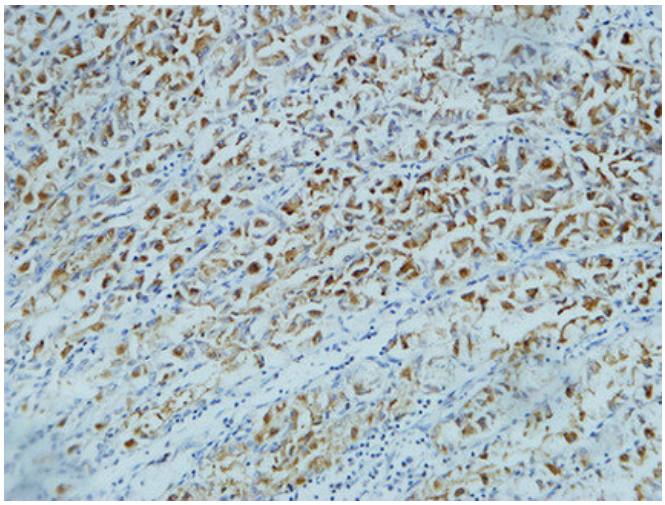

Immunohistochemistry analysis of paraffin-embedded Human stomach using CD15 (8C10) antibody.High-pressure and temperature Tris-EDTA pH 8.0 was used for antigen retrieval.

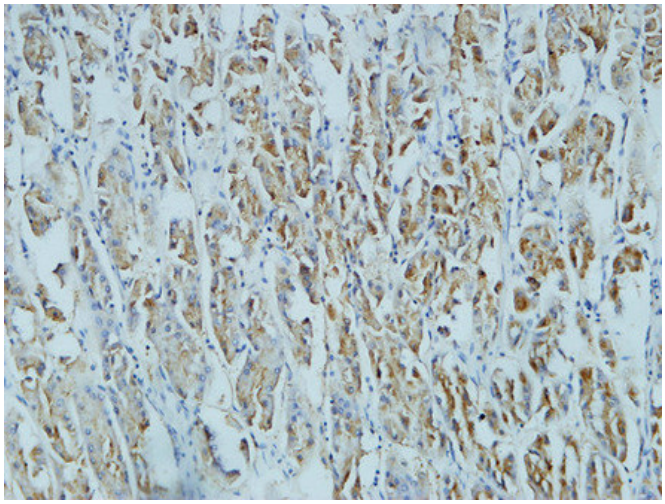

Immunohistochemistry analysis of paraffin-embedded Human stomach using CD15 (8C10) antibody.High-pressure and temperature Tris-EDTA pH 8.0 was used for antigen retrieval.