9051 Mira Mesa Blvd, #910094
San Diego, CA 92191
Tel: 760-390-3989

Progesterone Receptor Mouse mAb

ABZ4064

Product Overview

Name	Progesterone Receptor Mouse mAb
Accession(Primary)	P06401
Host Species	Mouse
Clonality	Monoclonal
Isotype	IgG1
Species Reactivity	Human, Mouse, Rat
Recommended Dilution	IHC-1:50-1:100; IF-1:50-1:200

Target information (P06401)

Gene Name PGR

About Gene Symbol

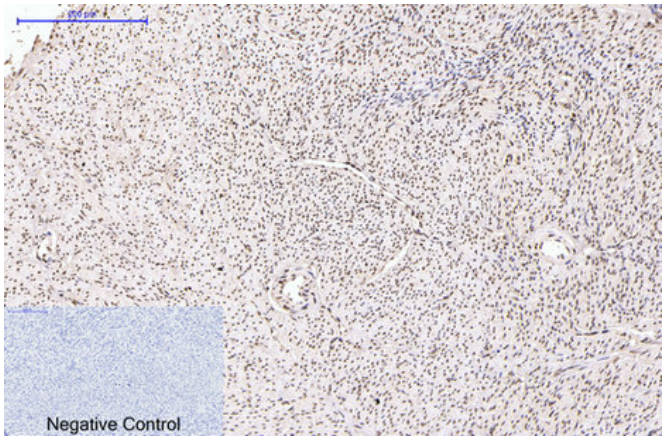

Immunohistochemistry analysis of paraffin-embedded Human uterus tissue using Progesterone Receptor (8H3) antibody.High-pressure and temperature Sodium Citrate pH 6.0 was used for antigen retrieval.Negative control was used by secondary antibody only.

9051 Mira Mesa Blvd, #910094
San Diego, CA 92191
Tel: 760-390-3989

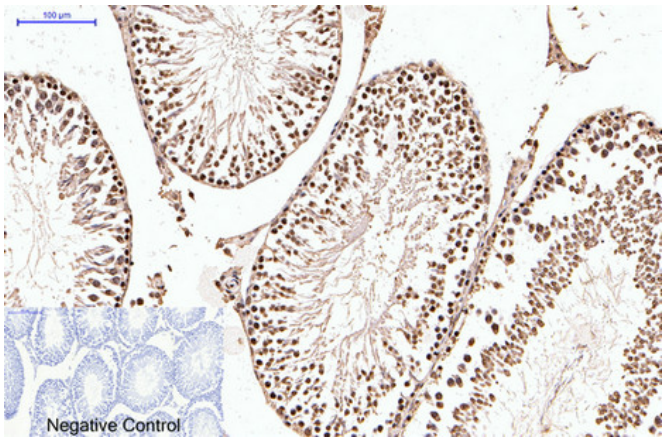

Immunohistochemical analysis of paraffin-embedded Human tonsils using Progesterone Receptor (8H3) antibody.High-pressure and temperature Sodium Citrate pH 6.0 was used for antigen retrieval.Negative control was used by secondary antibody only.

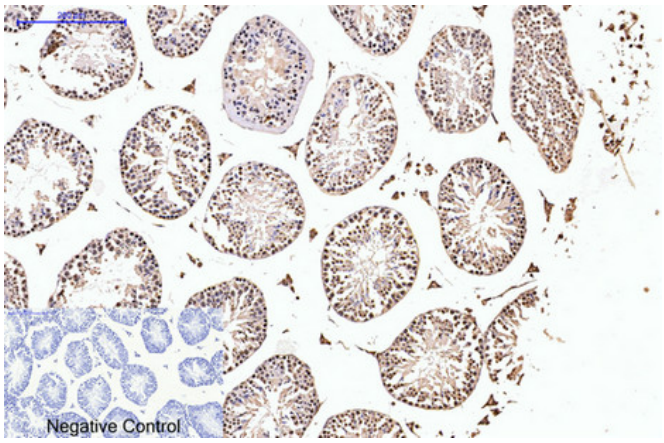

Immunohistochemistry analysis of paraffin-embedded mouse testis tissue using PR antibody. High-pressure and temperature Sodium Citrate pH 6.0 was used for antigen retrieval. Negative control was used by secondary antibody only.

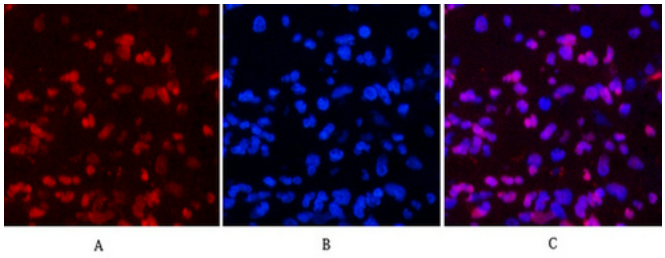

Immunofluorescence analysis of Progesterone Receptor (8H3) in Human appendix tissue using Progesterone Receptor (8H3) antibody(Z15)(red),and DAPI (blue).

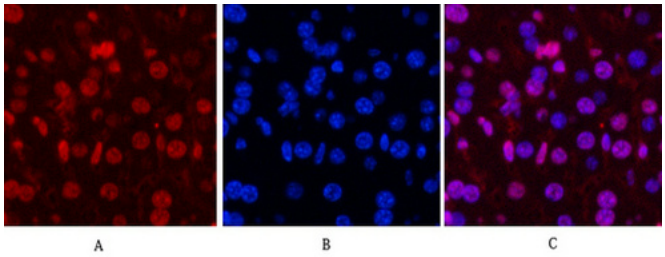

Immunofluorescence analysis of Progesterone Receptor (8H3) in mouse liver using PR antibody(Z15)(red),and DAPI (blue).

9051 Mira Mesa Blvd, #910094
San Diego, CA 92191
Tel: 760-390-3989

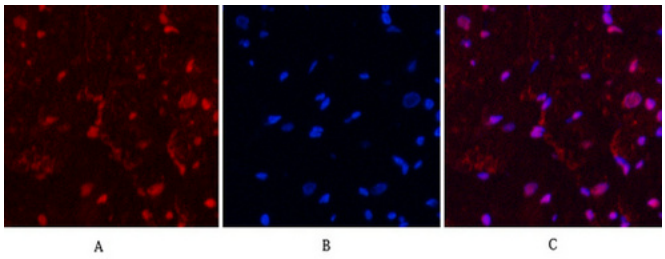

Immunofluorescence analysis of Progesterone Receptor in rat heart using Progesterone Receptor (8H3) antibody(red)and DAPI (blue).