9051 Mira Mesa Blvd, #910094
San Diego, CA 92191
Tel: 760-390-3989

CD1a (4C3) Mouse mAb

ABZ4065

Product Overview

Name	CD1a (4C3) Mouse mAb
Accession(Primary)	P06126
Host Species	Mouse
Clonality	Monoclonal
Isotype	IgG1
Species Reactivity	Human, Mouse, Rat
Recommended Dilution	IHC-1:50-1:100 ; IF-1:50-1:200

Target information (P06126)

Gene Name CD1A

About Gene Symbol

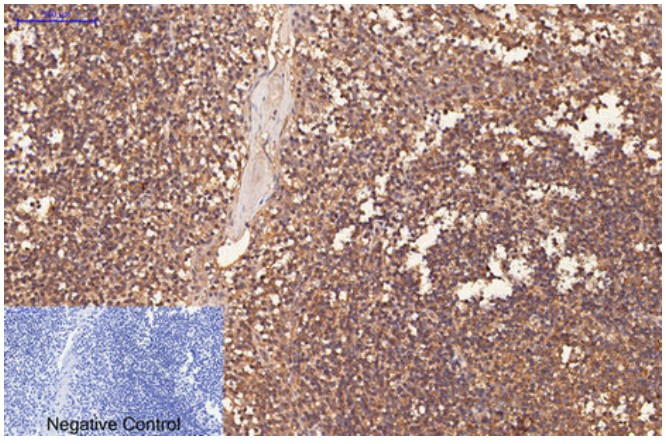

Immunohistochemistry analysis of paraffin-embedded Human Tonsil tissue using CD1a (4C3) antibody.High-pressure and temperature Sodium Citrate pH 6.0 was used for antigen retrieval.Negative control was used by secondary antibody only.

9051 Mira Mesa Blvd, #910094
San Diego, CA 92191
Tel: 760-390-3989

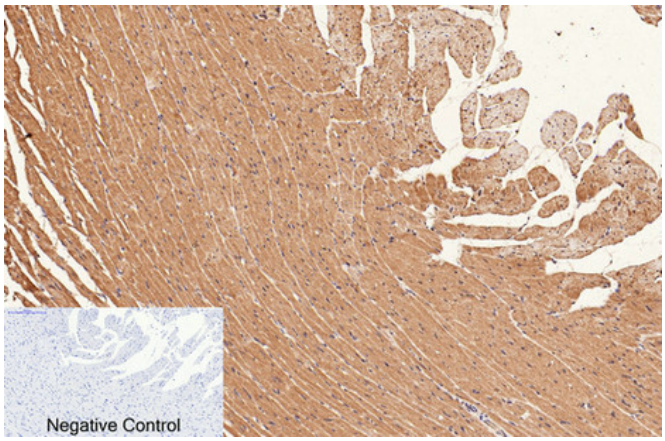

Immunohistochemical analysis of paraffin-embedded Human tonsils using CD1a (4C3) antibody.High-pressure and temperature Sodium Citrate pH 6.0 was used for antigen retrieval.Negative control was used by secondary antibody only.

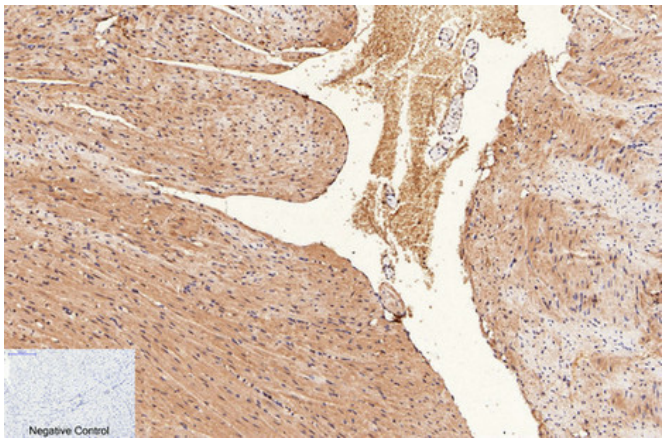

Immunohistochemistry analysis of paraffin-embedded mouse heart tissue using CD1a antibody. High-pressure and temperature Sodium Citrate pH 6.0 was used for antigen retrieval. Negative control was used by secondary antibody only.

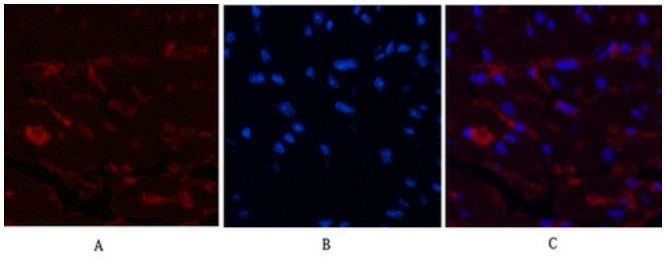

Immunofluorescence analysis of CD1a (4C3) in mouse heart tissue using CD1a (4C3) antibody(9H6)(red),and DAPI (blue).

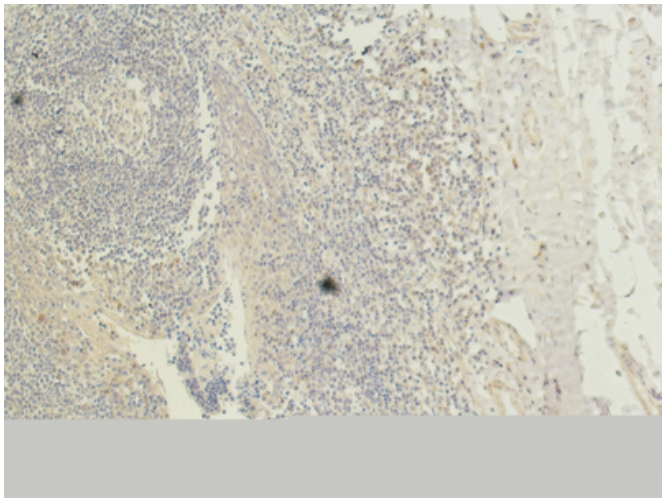

Immunohistochemistry analysis of paraffin-embedded Human tonsils using CD1a (4C3) antibody.High-pressure and temperature Sodium Citrate pH 6.0 was used for antigen retrieval.