9051 Mira Mesa Blvd, #910094
San Diego, CA 92191
Tel: 760-390-3989

CD2 (3F10) Mouse mAb

ABZ4066

Product Overview

Name	CD2 (3F10) Mouse mAb
Accession(Primary)	P06729
Host Species	Mouse
Clonality	Monoclonal
Isotype	IgG1
Species Reactivity	Human, Mouse, Rat
Recommended Dilution	IHC-1:50-1:100

Target information (P06729)

Gene Name CD2

About Gene Symbol

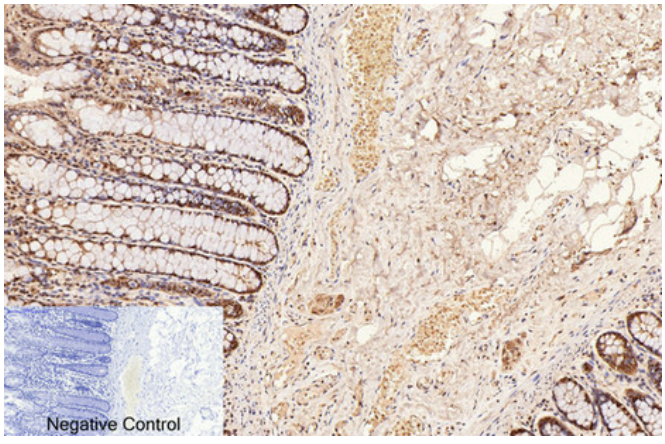

Immunohistochemistry analysis of paraffin-embedded Human colon tissue using CD2 (3F10) antibody.High-pressure and temperature Sodium Citrate pH 6.0 was used for antigen retrieval.Negative control was used by secondary antibody only.

9051 Mira Mesa Blvd, #910094
San Diego, CA 92191
Tel: 760-390-3989

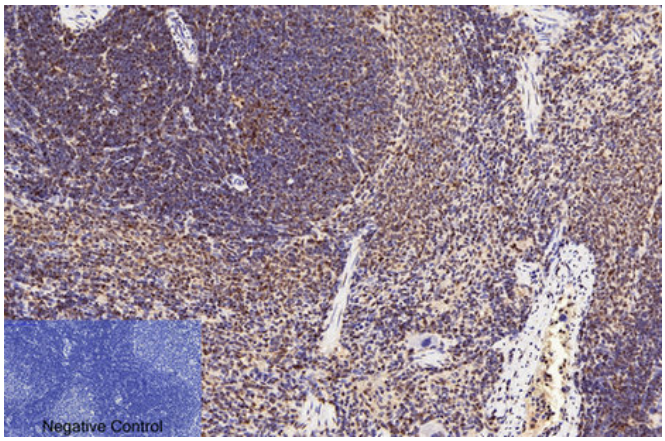

Immunohistochemical analysis of paraffin-embedded Human tonsils using CD2 (3F10) antibody.High-pressure and temperature Sodium Citrate pH 6.0 was used for antigen retrieval.Negative control was used by secondary antibody only.

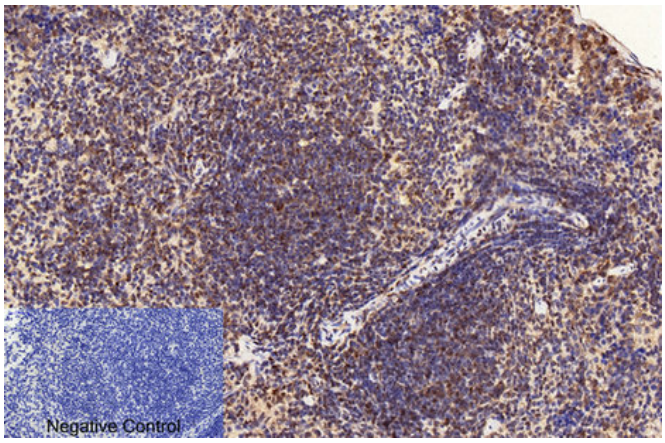

Immunohistochemistry analysis of paraffin-embedded mouse spleen tissue using CD2 antibody. High-pressure and temperature Sodium Citrate pH 6.0 was used for antigen retrieval. Negative control was used by secondary antibody only.

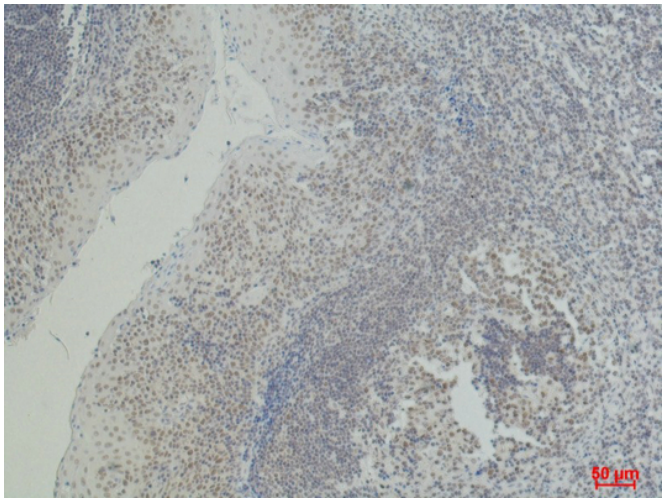

Immunohistochemistry analysis of paraffin-embedded Human Tonsil Caricnoma using CD2 antibody.High-pressure and temperature Sodium Citrate pH 6.0 was used for antigen retrieval.