9051 Mira Mesa Blvd, #910094
San Diego, CA 92191
Tel: 760-390-3989

CD5 (10F9) Mouse mAb

ABZ4067

Product Overview

Name	CD5 (10F9) Mouse mAb
Accession(Primary)	P06127
Host Species	Mouse
Clonality	Monoclonal
Isotype	IgG1
Species Reactivity	Human, Mouse, Rat
Recommended Dilution	IHC-1:50-1:100 ; IF-1:50-1:200

Target information (P06127)

Gene Name CD5

About Gene Symbol

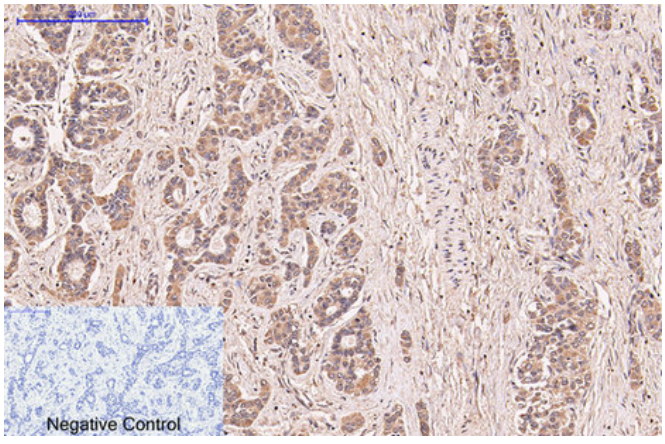

Immunohistochemistry analysis of paraffin-embedded Human livercancer tissue using CD5 (10F9) antibody.High-pressure and temperature Sodium Citrate pH 6.0 was used for antigen retrieval.Negative control was used by secondary antibody only.

9051 Mira Mesa Blvd, #910094
San Diego, CA 92191
Tel: 760-390-3989

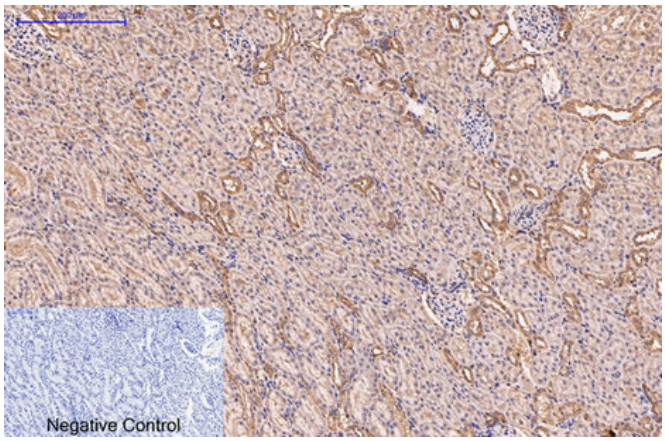

Immunohistochemical analysis of paraffin-embedded Human tonsils using CD5 (10F9) antibody.High-pressure and temperature Sodium Citrate pH 6.0 was used for antigen retrieval.Negative control was used by secondary antibody only.

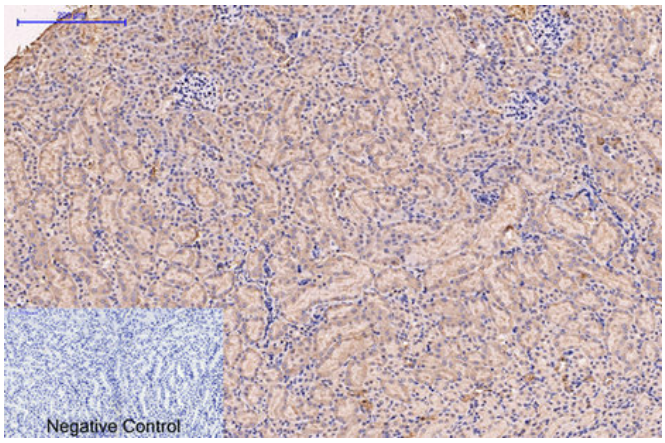

Immunohistochemistry analysis of paraffin-embedded mouse kidney tissue using CD5 antibody. High-pressure and temperature Sodium Citrate pH 6.0 was used for antigen retrieval. Negative control was used by secondary antibody only.

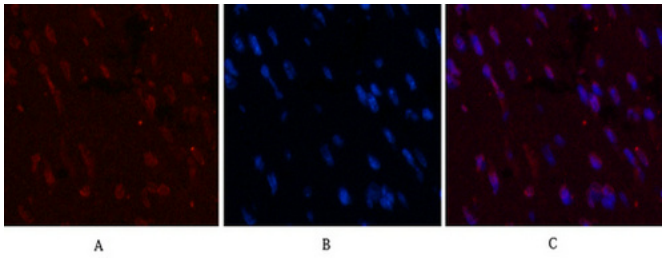

Immunofluorescence analysis of CD5 (10F9) in mouse heart tissue using CD5 (10F9) antibody(10G8)(red),and DAPI (blue).

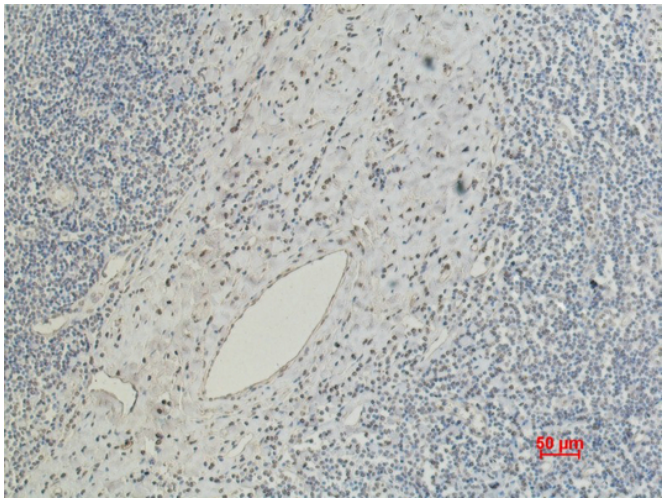

Immunohistochemistry analysis of paraffin-embedded Human Tonsil Caricnoma using CD5 antibody.High-pressure and temperature Sodium Citrate pH 6.0 was used for antigen retrieval.