9051 Mira Mesa Blvd, #910094
San Diego, CA 92191
Tel: 760-390-3989

# gamma Tubulin (6A10) Mouse mAb

ABZ4108

## Product Overview

| | |
|---|---|
| **Name** | gamma Tubulin (6A10) Mouse mAb |
| **Accession(Primary)** | P23258 |
| **Host Species** | Mouse |
| **Clonality** | Monoclonal |
| **Isotype** | IgG1 |
| **Species Reactivity** | Human, Mouse, Rat |
| **Calculated MW** | Calculated MW: 51 kDa; Observed MW: 51 kDa |
| **Recommended Dilution** | WB-1:500-1:1000; IHC-1:50-1:100 |

## Target information (P23258)

| | |
|---|---|
| **Gene Name** | TUBG1 |
| **About Gene Symbol** | TUBG1 (Tubulin Gamma 1) is a structural cytoskeletal protein involved in cytoskeletal organization. It is an important research target in cell biology, cancer metastasis, and cytoskeletal research and is widely studied to elucidate cellular mechanisms and identify therapeutic targets. |

9051 Mira Mesa Blvd, #910094
San Diego, CA 92191
Tel: 760-390-3989

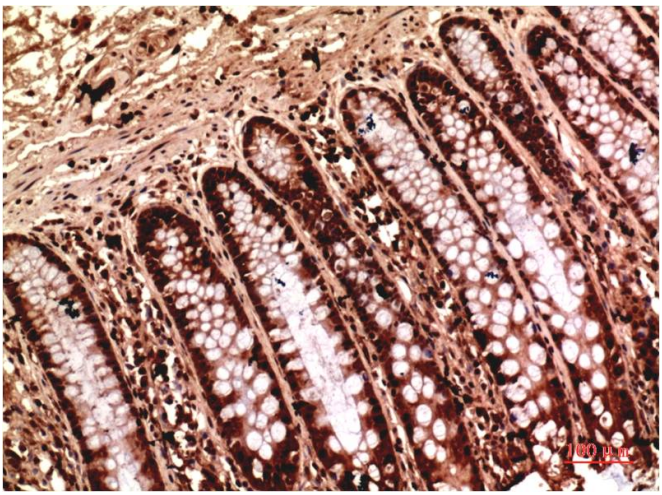

Immunohistochemistry analysis of paraffin-embedded Human Colon Carcinoma Tissue using gamma Tubulin (6A10) antibody.High-pressure and temperature Sodium Citrate pH 6.0 was used for antigen retrieval.

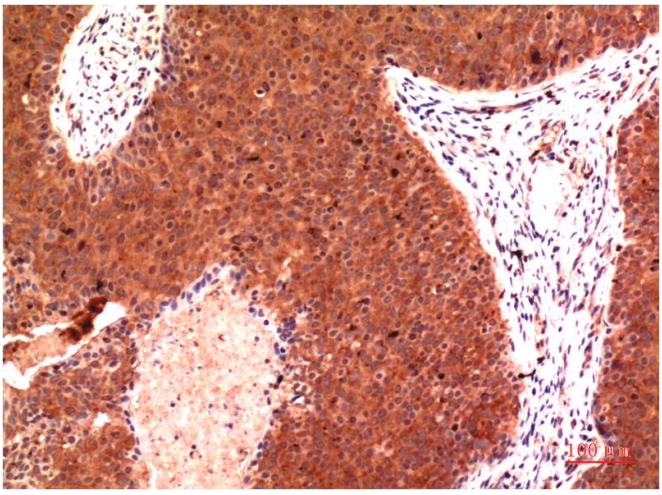

Immunohistochemical analysis of paraffin-embedded Human tonsils using gamma Tubulin (6A10) antibody.High-pressure and temperature Sodium Citrate pH 6.0 was used for antigen retrieval.

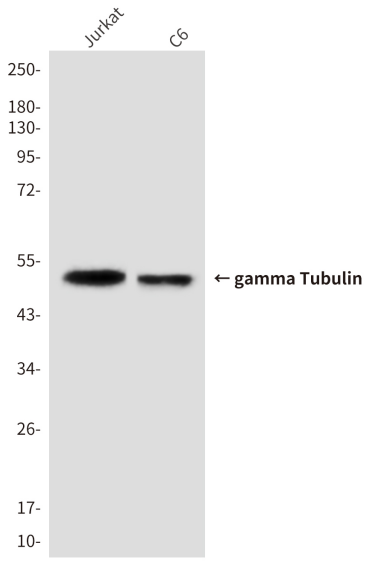


Western blot analysis of gamma Tubulin (6A10) in Jurkat, C6 lysates using gamma Tubulin (6A10) antibody

9051 Mira Mesa Blvd, #910094
San Diego, CA 92191
Tel: 760-390-3989

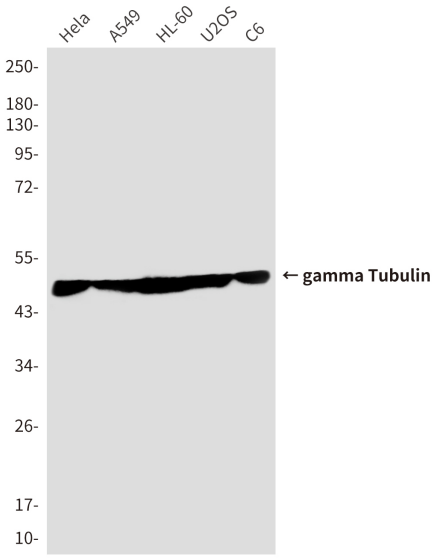


Western blot analysis of gamma Tubulin (6A10) in Hela, A549, HL-60, U2OS, C6 lysates using gamma Tubulin (6A10) antibody.