9051 Mira Mesa Blvd, #910094
San Diego, CA 92191
Tel: 760-390-3989

CEACAM5 (2A8) Mouse mAb

ABZ4144

Product Overview

Name	CEACAM5 (2A8) Mouse mAb
Accession(Primary)	P06731
Host Species	Mouse
Clonality	Monoclonal
Isotype	IgG1
Species Reactivity	Human
Recommended Dilution	IHC-1:50-1:100; IF-1:50-1:200

Target information (P06731)

Gene Name CEACAM5

About Gene Symbol

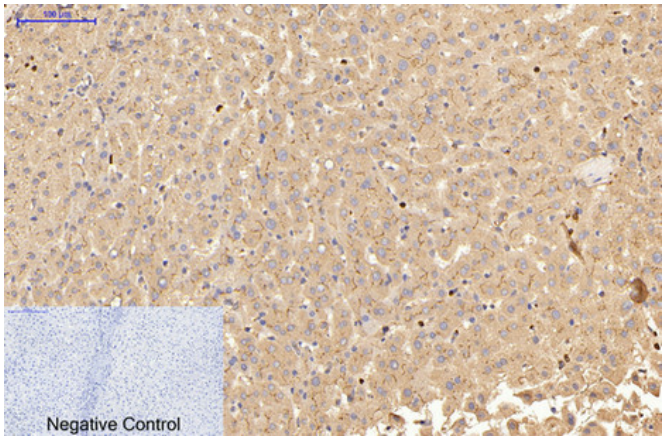

Immunohistochemistry analysis of paraffin-embedded Human liver tissue using Carcino Embryonic Antigen CEA (2A8) antibody.High-pressure and temperature Sodium Citrate pH 6.0 was used for antigen retrieval.Negative control was used by secondary antibody only.

9051 Mira Mesa Blvd, #910094
San Diego, CA 92191
Tel: 760-390-3989

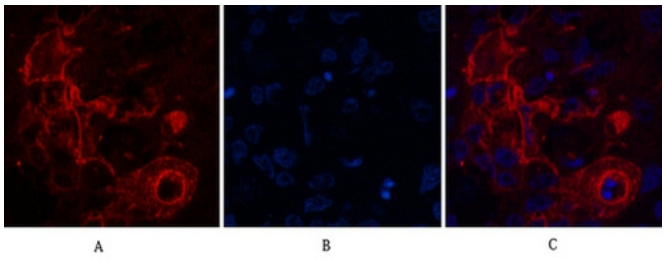

Immunofluorescence analysis of Carcino Embryonic Antigen CEA (2A8) in Human lungcancer tissue using Carcino Embryonic Antigen CEA (2A8) antibody(red),and DAPI (blue).

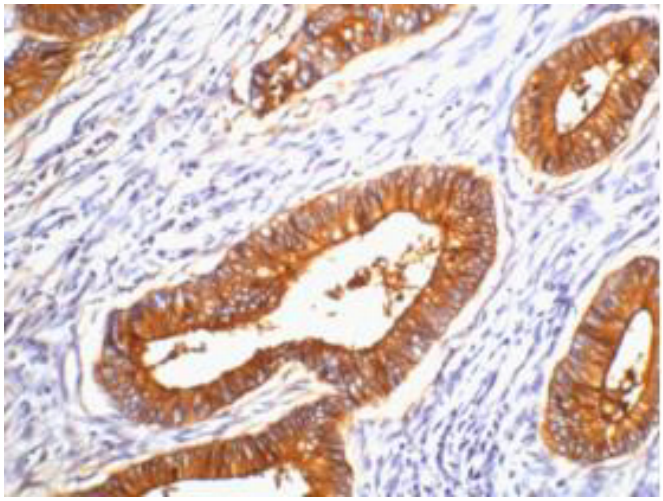

Immunohistochemistry analysis of paraffin-embedded Human colon cancer tissue using Carcino Embryonic Antigen CEA (2A8) antibody. High-pressure and temperature Sodium Citrate pH 6.0 was used for antigen retrieval.